













**Tabella di scelta KIT / KIT selection table**

Catena - Chain DIN 8187		Tipo - Type				Taglia Size		Tipo - Type				Larghezza max cinghia max belt width	Tipo Type
ISO	Passo Pitch	V	VB	LB	OVA	AR ARN ARG ARGN	AB ABN ABG ABGN	RAP	RAU	RP	RU		PQ
		 Pag.147	 Pag.148	 Pag.149	 Pag.158			 Pag.155	 Pag.155	 Pag.156	 Pag.156	 Pag.157	
<b>05-B1</b>	8mm	V 10-0 S	VB 10-0 S	LB 10-0 S		10	10	RAP 1	RAU 1	RP 1	RU 1	30 mm	
<b>06-B1</b>	3/8" x 7/32"	V 10-1 S	VB 10-1 S	LB 10-1 S	OVA 10-1 S	10	10						
<b>08-B1</b>	1/2" x 5/16"	V 20-2 S	VB 20-2 S	LB 20-2 S	OVA 20-2 S	20	20	RAP 2/3	RAU 2/3	RP 2/3	RU 2/3	40 mm	
<b>08-B1</b>	1/2" x 5/16"	V 30-2 S	VB 30-2 S	LB 30-2 S	OVA 30-2 S	30	30	RAP 2/3	RAU 2/3	RP 2/3	RU 2/3	40 mm	PQ30-Z S
<b>10-B1</b>	5/8" x 3/8"	V 30-3 S	VB 30-3 S	LB 30-3 S	OVA 30-3 S	30	30						
<b>12-B1</b>	3/4" x 7/16"	V 30-4 S	VB 30-4 S	LB 30-4 S	OVA 30-4 S	30	30						
<b>12-B1</b>	3/4" x 7/16"		VB 40-4 S	LB 40-4 S	OVA 40-4 S	40	40	RAP 4	RAU 4	RP 4	RU 4	55 mm	PQ40-A S
<b>16-B1</b>	1" x 17.02	V 40-5 S	VB 40-5 S	LB 40-5 S		40	40						PQ40-B S
<b>20-B1</b>	1"1/4 x 3/4"		VB 50-6 S	LB 50-6 S		50	50	RAP 5	RAU 5	RP 5	RU 5	85 mm	
<b>24-B1</b>	1"1/2 x 1"		VB 50-7 S	LB 50-7 S		50	50						
						60	60	RAP 6	RAU 6	RP 6	RU 6	130 mm	
<b>05-B2</b>	8mm	V 10-0 D	VB 10-0 D	LB 10-0 D		10	10						
<b>06-B2</b>	3/8" x 7/32"	V 10-1 D	VB 10-1 D	LB 10-1 D	OVA 10-1 D	10	10						
<b>08-B2</b>	1/2" x 5/16"	V 20-2 D	VB 20-2 D	LB 20-2 D	OVA 20-2 D	20	20	RAP 1	RAU 1			30mm	
<b>08-B2</b>	1/2" x 5/16"	V 30-2 D	VB 30-2 D	LB 30-2 D	OVA 30-2 D	30	30						PQ30-Z D
<b>10-B2</b>	5/8" x 3/8"	V 30-3 D	VB 30-3 D	LB 30-3 D	OVA 30-3 D	30	30						
<b>12-B2</b>	3/4" x 7/16"	V 30-4 D	VB 30-4 D	LB 30-4 D	OVA 30-4 D	30	30						
<b>12-B2</b>	3/4" x 7/16"	V 40-4 D	VB 40-4 D	LB 40-4 D	OVA 40-4 D	40	40						PQ40-A D
<b>16-B2</b>	1" x 17.02	V 40-5 D	VB 40-5 D	LB 40-5 D		40	40						
<b>16-B2</b>	1" x 17.02		VB 50-5 D	LB 50-5 D		50	50						PQ 50-B D
<b>20-B2</b>	1"1/4 x 3/4"		VB 50-6 D	LB 50-6 D		50	50						
<b>24-B2</b>	1"1/2 x 1"		VB 50-7 D	LB 50-7 D		50	50						
<b>06-B3</b>	3/8" x 7/32"	V 20-1 T	VB 20-1 T	LB 20-1 T	OVA 20-1 T	20	20						
<b>08-B3</b>	1/2" x 5/16"	V 30-2 T	VB 30-2 T	LB 30-2 T	OVA 30-2 T	30	30						PQ 30-Z T
<b>10-B3</b>	5/8" x 3/8"	V 40-3 T	VB 40-3 T	LB 40-3 T		40	40						PQ 40-A T
<b>12-B3</b>	3/4" x 7/16"	V 40-4 T	VB 40-4 T	LB 40-4 T		40	40						
<b>16-B3</b>	1" x 17.02	V 40-5 T	VB 40-5 T	LB 40-5 T		40	40						
<b>16-B3</b>	1" x 17.02		VB 50-5 T	LB 50-5 T		50	50						PQ 50-B T
<b>20-B3</b>	1"1/4 x 3/4"		VB 50-6 T	LB 50-6 T		50	50						
<b>24-B3</b>	1"1/2 x 1"		VB 50-7 T	LB 50-7 T		50	50						

**Tabella di scelta KIT / KIT selection table**

Catena - Chain DIN 8187		Tipo - Type							Taglia Size	
ISO	Passo Pitch	RA	RB	NA	IA	NB	IB	KB	AR ARN ARG ARGN	AB ABN ABG ABGN
		 Pag.150	 Pag.151	 Pag.152	 Pag.152	 Pag.153	 Pag.153	 Pag.154		
05-B1	8mm	RA 10-0 S	RB 10-0 S						10	10
06-B1	3/8" x7/32"	RA 10-1 S	RB 10-1 S						10	10
06-B1	3/8" x7/32"			NA 20-1 S	IA 20-1 S	NB 20-1 S	IB 20-1 S	KB 20-1 S	20	20
06-B1	3/8" x7/32"			NA 30-1 S	IA 30-1 S	NB 30-1 S	IB 30-1 S	KB 30-1 S	30	30
08-B1	1/2" x5/16"	RA 20-2 S	RB 20-2 S						20	20
08-B1	1/2" x5/16"	RA 30-2 S	RB 30-2 S	NA 30-2 S	IA 30-2 S	NB 30-2 S	IB 30-2 S	KB 30-2 S	30	30
10-B1	5/8" x3/8"	RA 30-3 S	RB 30-3 S	NA 30-3 S	IA 30-3 S	NB 30-3 S	IB 30-3 S	KB 30-3 S	30	30
10-B1	5/8" x3/8"			NA 40-3 S	IA 40-3 S	NB 40-3 S	IB 40-3 S	KB 40-3 S	40	40
12-B1	3/4" x7/16"	RA 30-4 S	RB 30-4 S	NA 30-4 S	IA 30-4 S	NB 30-4 S	IB 30-4 S	KB 30-4 S	30	30
12-B1	3/4" x7/16"	RA 40-4 S	RB 40-4 S	NA 40-4 S	IA 40-4 S	NB 40-4 S	IB 40-4 S	KB 40-4 S	40	40
12-B1	3/4" x7/16"			NA 50-4 S	IA 50-4 S	NB 50-4 S	IB 50-4 S	KB 50-4 S	50	50
16-B1	1" x17.02mm	RA 40-5 S	RB 40-5 S	NA 40-5 S	IA 40-5 S	NB 40-5 S	IB 40-5 S	KB 40-5 S	40	40
16-B1	1" x17.02mm			NA 50-5 S	IA 50-5 S	NB 50-5 S	IB 50-5 S	KB 50-5 S	50	50
20-B1	1"1/4 x3/4"	RA 50-6 S	RB 50-6 S						50	50
20-B1	1"1/4 x3/4"			NA 60-6 S	IA 60-6 S	NB 60-6 S	IB 60-6 S	KB 60-6 S	60	60
24-B1	1"1/2 x1"	RA 50-7 S	RB 50-7 S						50	50
24-B1	1"1/2 x1"			NA 60-7 S	IA 60-7 S	NB 60-7 S	IB 60-7 S	KB 60-7 S	60	60
05-B2	8mm	RA 10-0 D	RB 10-0 D						10	10
06-B2	3/8" x7/32"	RA 10-1 D	RB 10-1 D						10	10
06-B2	3/8" x7/32"			NA 20-1 D	IA 20-1 D	NB 20-1 D	IB 20-1 D	KB 20-1 D	20	20
06-B2	3/8" x7/32"			NA 30-1 D	IA 30-1 D	NB 30-1 D	IB 30-1 D	KB 30-1 D	30	30
08-B2	1/2" x5/16"	RA 20-2 D	RB 20-2 D						20	20
08-B2	1/2" x5/16"	RA 30-2 D	RB 30-2 D	NA 30-2 D	IA 30-2 D	NB 30-2 D	IB 30-2 D	KB 30-2 D	30	30
10-B2	5/8" x3/8"	RA 30-3 D	RB 30-3 D	NA 30-3 D	IA 30-3 D	NB 30-3 D	IB 30-3 D	KB 30-3 D	30	30
10-B2	5/8" x3/8"			NA 40-3 D	IA 40-3 D	NB 40-3 D	IB 40-3 D	KB 40-3 D	40	40
12-B2	3/4" x7/16"	RA 30-4 D	RB 30-4 D						30	30
12-B2	3/4" x7/16"	RA 40-4 D	RB 40-4 D	NA 40-4 D	IA 40-4 D	NB 40-4 D	IB 40-4 D	KB 40-4 D	40	40
12-B2	3/4" x7/16"			NA 50-4 D	IA 50-4 D	NB 50-4 D	IB 50-4 D	KB 50-4 D	50	50
16-B2	1" x17.02mm	RA 40-5 D	RB 40-5 D	NA 40-5 D	IA 40-5 D	NB 40-5 D	IB 40-5 D	KB 40-5 D	40	40
16-B2	1" x17.02mm	RA 50-5 D	RB 50-5 D	NA 50-5 D	IA 50-5 D	NB 50-5 D	IB 50-5 D	KB 50-5 D	50	50
20-B2	1"1/4 x3/4"		RB 50-6 D						50	50
20-B2	1"1/4 x3/4"			NA 60-6 D	IA 60-6 D	NB 60-6 D	IB 60-6 D	KB 60-6 D	60	60
24-B2	1"1/2 x1"		RB 50-7 D						50	50
24-B2	1"1/2 x1"			NA 60-7 D	IA 60-7 D	NB 60-7 D	IB 60-7 D	KB 60-7 D	60	60
06-B3	3/8" x7/32"	RA 20-1 T	RB 20-1 T						20	20
06-B3	3/8" x7/32"							KB 30-1 T	30	30
08-B3	1/2" x5/16"	RA 30-2 T	RB 30-2 T						30	30
08-B3	1/2" x5/16"					NB 40-2 T	IB 40-2 T	KB 40-2 T	40	40
10-B3	5/8" x3/8"	RA 40-3 T	RB 40-3 T			NB 40-3 T	IB 40-3 T	KB 40-3 T	40	40
10-B3	5/8" x3/8"					NB 50-3 T	IB 50-3 T	KB 50-3 T	50	50
12-B3	3/4" x7/16"	RA 40-4 T	RB 40-4 T			NB 40-4 T	IB 40-4 T	KB 40-4 T	40	40
12-B3	3/4" x7/16"					NB 50-4 T	IB 50-4 T	KB 50-4 T	50	50
16-B3	1" x17.02mm		RB 40-5 T						40	40
16-B3	1" x17.02mm		RB 50-5 T			NB 50-5 T	IB 50-5 T	KB 50-5 T	50	50
16-B3	1" x17.02mm					NB 60-5 T	IB 60-5 T	KB 60-5 T	60	60
20-B3	1"1/4 x3/4"		RB 50-6 T						50	50
20-B3	1"1/4 x3/4"					NB 60-6 T	IB 60-6 T	KB 60-6 T	60	60
24-B3	1"1/2 x1"		RB 50-7 T						50	50
24-B3	1"1/2 x1"					NB 60-7 T	IB 60-7 T	KB 60-7 T	60	60

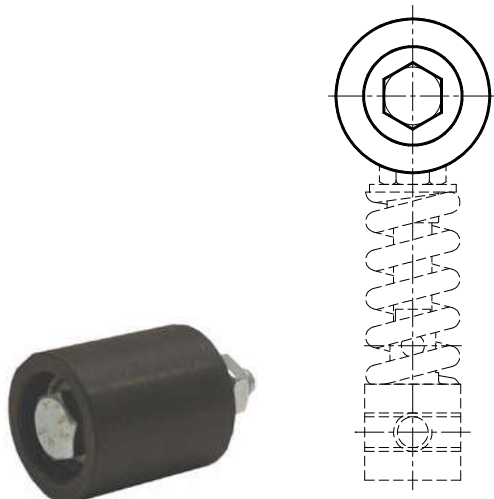
**KIT per tendicinghia / KIT for belt-tensioners**

Rullo in poliammide – Tipo: **RP** / Rullo in acciaio zincato – Tipo: **RU**

Roller set in polyamide – Type: **RP** / Roller set in galvanized steel – Type: **RU**

- Per rullo in poliammide vite “M”
- For polyamide-roller screw “M”

- \* Per rullo in acciaio vite “P”
- \* Rollerset galvanized steel “P”



**MATERIALI** Rullo in poliammide PA6+MoS nero, cuscinetti e distanziali in acciaio.

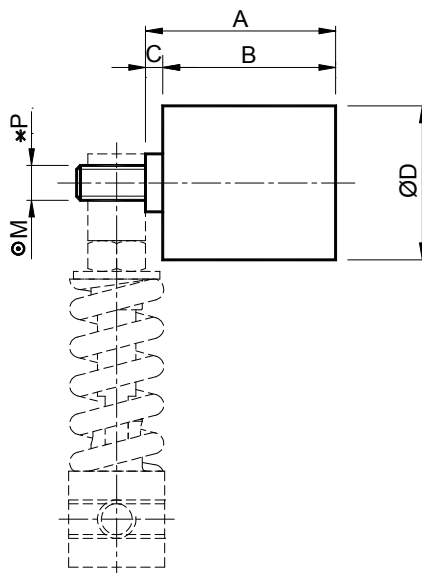
**TRATTAMENTI** Particolari metallici in acciaio zincato. **Rullo tornito 1.6.** Cuscinetti lubrificati.

**IMPIEGO** Rullo per tendicinghia. Temperatura di lavoro dei rulli ≤70°C.

**MATERIALS** Roller made of polyamide PA6+MoS, bearings and spacers made of steel.

**TREATMENTS** Metallic components made of galvanized steel. **The roller is turned 1.6.** Greased bearings.

**USE** Belt tensioning. Operating temperature ≤70°C.



**MATERIALI** Rullo, cuscinetti e distanziali in acciaio.

**TRATTAMENTI** Particolari metallici in acciaio zincato. Cuscinetti lubrificati

**IMPIEGO** Rullo per tendicinghia. Temperatura di lavoro dei rulli ≤100°C.

**MATERIALS** Roller bearings and spacers made of steel.

**TREATMENTS** Metallic components made of galvanized steel. Greased bearings.

**USE** Belt tensioning. Operating temperature ≤100°C.

◦M : Per rullo in poliammide / For polyamide roller

\*P : Per rullo in acciaio / For steel roller

Tipo Type	Cod. N°	Peso Weight in kg	A	B	C	D	M ◦	P *	TAGLIA SIZE	Tipo Type	Cod. N°	Peso Weight in kg
RP 1	RE011090	0.08	38	35	3	30	M8	M8	10	RU 1	AR070870	0.16
RP 2/3	RE011092	0.18	51	45	6	40	M10	M10	20/30	RU 2/3	AR070872	0.37
RP 4	RE011094	0.40	68	60	8	60	M12	M16	40	RU 4	AR070874	0.85
RP 5	RE011096	1.20	99	90	9	80	M20	M20	50	RU 5	AR070876	2.09
RP 6	RE011098	1.70	142	135	7	90	M20	M20	60	RU 6	AR070878	2.44

Campo di lavoro Working field				Campo di lavoro Working field			
Tipo Type	Ø Rullo Roller	Numero di giri max Max rpm	Cuscinetto Bearing	Tipo Type	Ø Rullo Roller	Numero di giri max Max rpm	Cuscinetto Bearing
RP 1	30	8000	608	RU 1	30	15000	608
RP 2/3	40	8000	6200	RU 2/3	40	12000	6200
RP 4	60	6000	6304	RU 4	60	9500	6304
RP 5	80	5000	6304	RU 5	80	6500	6306
RP 6	90	4500	6304	RU 6	90	6500	6306

Il numero di giri descritto in tabella è indicativo. L'applicazione va valutata in base al tipo d'impiego, il fattore di servizio e le condizioni di lavoro.  
The rpm indicated in the chart is approximate. The application must be considered according to the type of use, the service factor and the working conditions.