

Tabella di scelta KIT / KIT selection table
















Catena - Chain DIN 8187		Tipo - Type				Taglia Size		Tipo - Type				Larghezza max cinghia max belt width	Tipo Type
ISO	Passo Pitch	V	VB	LB	OVA	AR ARN ARG ARGN	AB ABN ABG ABGN	RAP	RAU	RP	RU		PQ
		 Pag.147	 Pag.148	 Pag.149	 Pag.158			 Pag.155	 Pag.155	 Pag.156	 Pag.156	 Pag.157	
05-B1	8mm	V 10-0 S	VB 10-0 S	LB 10-0 S		10	10	RAP 1	RAU 1	RP 1	RU 1	30 mm	
06-B1	3/8" x 7/32"	V 10-1 S	VB 10-1 S	LB 10-1 S	OVA 10-1 S	10	10						
08-B1	1/2" x 5/16"	V 20-2 S	VB 20-2 S	LB 20-2 S	OVA 20-2 S	20	20	RAP 2/3	RAU 2/3	RP 2/3	RU 2/3	40 mm	
08-B1	1/2" x 5/16"	V 30-2 S	VB 30-2 S	LB 30-2 S	OVA 30-2 S	30	30	RAP 2/3	RAU 2/3	RP 2/3	RU 2/3	40 mm	PQ30-Z S
10-B1	5/8" x 3/8"	V 30-3 S	VB 30-3 S	LB 30-3 S	OVA 30-3 S	30	30						
12-B1	3/4" x 7/16"	V 30-4 S	VB 30-4 S	LB 30-4 S	OVA 30-4 S	30	30						
12-B1	3/4" x 7/16"		VB 40-4 S	LB 40-4 S	OVA 40-4 S	40	40	RAP 4	RAU 4	RP 4	RU 4	55 mm	PQ40-A S
16-B1	1" x 17.02	V 40-5 S	VB 40-5 S	LB 40-5 S		40	40						PQ40-B S
20-B1	1"1/4 x 3/4"		VB 50-6 S	LB 50-6 S		50	50	RAP 5	RAU 5	RP 5	RU 5	85 mm	
24-B1	1"1/2 x 1"		VB 50-7 S	LB 50-7 S		50	50						
						60	60	RAP 6	RAU 6	RP 6	RU 6	130 mm	
05-B2	8mm	V 10-0 D	VB 10-0 D	LB 10-0 D		10	10						
06-B2	3/8" x 7/32"	V 10-1 D	VB 10-1 D	LB 10-1 D	OVA 10-1 D	10	10						
08-B2	1/2" x 5/16"	V 20-2 D	VB 20-2 D	LB 20-2 D	OVA 20-2 D	20	20	RAP 1	RAU 1			30mm	
08-B2	1/2" x 5/16"	V 30-2 D	VB 30-2 D	LB 30-2 D	OVA 30-2 D	30	30						PQ30-Z D
10-B2	5/8" x 3/8"	V 30-3 D	VB 30-3 D	LB 30-3 D	OVA 30-3 D	30	30						
12-B2	3/4" x 7/16"	V 30-4 D	VB 30-4 D	LB 30-4 D	OVA 30-4 D	30	30						
12-B2	3/4" x 7/16"	V 40-4 D	VB 40-4 D	LB 40-4 D	OVA 40-4 D	40	40						PQ40-A D
16-B2	1" x 17.02	V 40-5 D	VB 40-5 D	LB 40-5 D		40	40						
16-B2	1" x 17.02		VB 50-5 D	LB 50-5 D		50	50						PQ 50-B D
20-B2	1"1/4 x 3/4"		VB 50-6 D	LB 50-6 D		50	50						
24-B2	1"1/2 x 1"		VB 50-7 D	LB 50-7 D		50	50						
06-B3	3/8" x 7/32"	V 20-1 T	VB 20-1 T	LB 20-1 T	OVA 20-1 T	20	20						
08-B3	1/2" x 5/16"	V 30-2 T	VB 30-2 T	LB 30-2 T	OVA 30-2 T	30	30						PQ 30-Z T
10-B3	5/8" x 3/8"	V 40-3 T	VB 40-3 T	LB 40-3 T		40	40						PQ 40-A T
12-B3	3/4" x 7/16"	V 40-4 T	VB 40-4 T	LB 40-4 T		40	40						
16-B3	1" x 17.02	V 40-5 T	VB 40-5 T	LB 40-5 T		40	40						
16-B3	1" x 17.02		VB 50-5 T	LB 50-5 T		50	50						PQ 50-B T
20-B3	1"1/4 x 3/4"		VB 50-6 T	LB 50-6 T		50	50						
24-B3	1"1/2 x 1"		VB 50-7 T	LB 50-7 T		50	50						

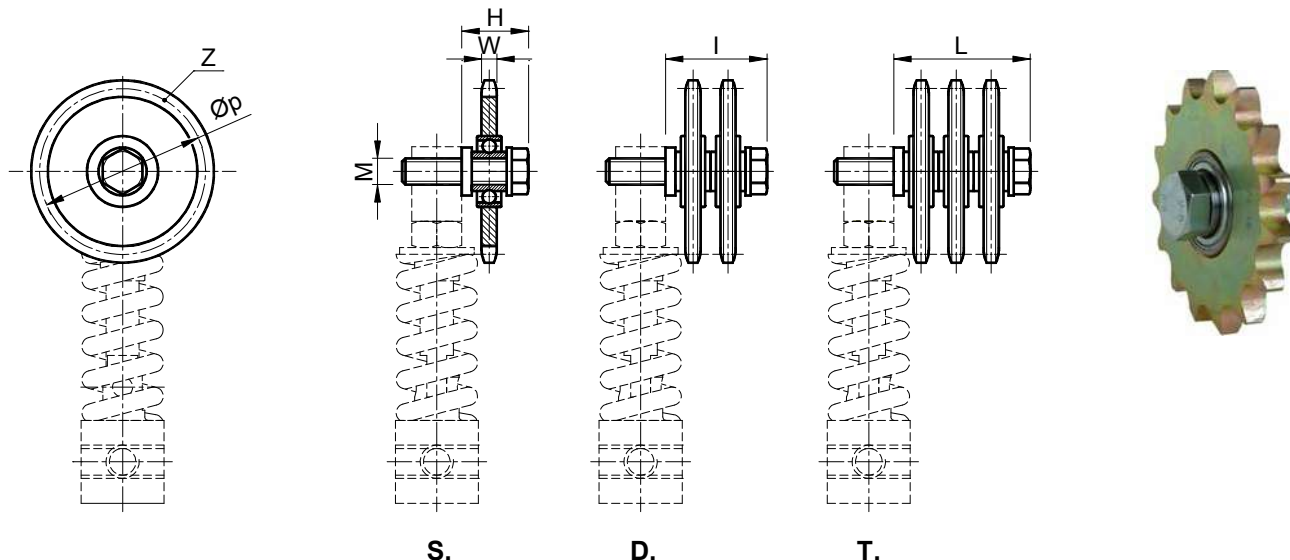
Tabella di scelta KIT / KIT selection table

Catena - Chain DIN 8187		Tipo - Type							Taglia Size	
ISO	Passo Pitch	RA	RB	NA	IA	NB	IB	KB	AR ARN ARG ARGN	AB ABN ABG ABGN
		 Pag.150	 Pag.151	 Pag.152	 Pag.152	 Pag.153	 Pag.153	 Pag.154		
05-B1	8mm	RA 10-0 S	RB 10-0 S						10	10
06-B1	3/8" x7/32"	RA 10-1 S	RB 10-1 S						10	10
06-B1	3/8" x7/32"			NA 20-1 S	IA 20-1 S	NB 20-1 S	IB 20-1 S	KB 20-1 S	20	20
06-B1	3/8" x7/32"			NA 30-1 S	IA 30-1 S	NB 30-1 S	IB 30-1 S	KB 30-1 S	30	30
08-B1	1/2" x5/16"	RA 20-2 S	RB 20-2 S						20	20
08-B1	1/2" x5/16"	RA 30-2 S	RB 30-2 S	NA 30-2 S	IA 30-2 S	NB 30-2 S	IB 30-2 S	KB 30-2 S	30	30
10-B1	5/8" x3/8"	RA 30-3 S	RB 30-3 S	NA 30-3 S	IA 30-3 S	NB 30-3 S	IB 30-3 S	KB 30-3 S	30	30
10-B1	5/8" x3/8"			NA 40-3 S	IA 40-3 S	NB 40-3 S	IB 40-3 S	KB 40-3 S	40	40
12-B1	3/4" x7/16"	RA 30-4 S	RB 30-4 S	NA 30-4 S	IA 30-4 S	NB 30-4 S	IB 30-4 S	KB 30-4 S	30	30
12-B1	3/4" x7/16"	RA 40-4 S	RB 40-4 S	NA 40-4 S	IA 40-4 S	NB 40-4 S	IB 40-4 S	KB 40-4 S	40	40
12-B1	3/4" x7/16"			NA 50-4 S	IA 50-4 S	NB 50-4 S	IB 50-4 S	KB 50-4 S	50	50
16-B1	1" x17.02mm	RA 40-5 S	RB 40-5 S	NA 40-5 S	IA 40-5 S	NB 40-5 S	IB 40-5 S	KB 40-5 S	40	40
16-B1	1" x17.02mm			NA 50-5 S	IA 50-5 S	NB 50-5 S	IB 50-5 S	KB 50-5 S	50	50
20-B1	1"1/4 x3/4"	RA 50-6 S	RB 50-6 S						50	50
20-B1	1"1/4 x3/4"			NA 60-6 S	IA 60-6 S	NB 60-6 S	IB 60-6 S	KB 60-6 S	60	60
24-B1	1"1/2 x1"	RA 50-7 S	RB 50-7 S						50	50
24-B1	1"1/2 x1"			NA 60-7 S	IA 60-7 S	NB 60-7 S	IB 60-7 S	KB 60-7 S	60	60
05-B2	8mm	RA 10-0 D	RB 10-0 D						10	10
06-B2	3/8" x7/32"	RA 10-1 D	RB 10-1 D						10	10
06-B2	3/8" x7/32"			NA 20-1 D	IA 20-1 D	NB 20-1 D	IB 20-1 D	KB 20-1 D	20	20
06-B2	3/8" x7/32"			NA 30-1 D	IA 30-1 D	NB 30-1 D	IB 30-1 D	KB 30-1 D	30	30
08-B2	1/2" x5/16"	RA 20-2 D	RB 20-2 D						20	20
08-B2	1/2" x5/16"	RA 30-2 D	RB 30-2 D	NA 30-2 D	IA 30-2 D	NB 30-2 D	IB 30-2 D	KB 30-2 D	30	30
10-B2	5/8" x3/8"	RA 30-3 D	RB 30-3 D	NA 30-3 D	IA 30-3 D	NB 30-3 D	IB 30-3 D	KB 30-3 D	30	30
10-B2	5/8" x3/8"			NA 40-3 D	IA 40-3 D	NB 40-3 D	IB 40-3 D	KB 40-3 D	40	40
12-B2	3/4" x7/16"	RA 30-4 D	RB 30-4 D						30	30
12-B2	3/4" x7/16"	RA 40-4 D	RB 40-4 D	NA 40-4 D	IA 40-4 D	NB 40-4 D	IB 40-4 D	KB 40-4 D	40	40
12-B2	3/4" x7/16"			NA 50-4 D	IA 50-4 D	NB 50-4 D	IB 50-4 D	KB 50-4 D	50	50
16-B2	1" x17.02mm	RA 40-5 D	RB 40-5 D	NA 40-5 D	IA 40-5 D	NB 40-5 D	IB 40-5 D	KB 40-5 D	40	40
16-B2	1" x17.02mm	RA 50-5 D	RB 50-5 D	NA 50-5 D	IA 50-5 D	NB 50-5 D	IB 50-5 D	KB 50-5 D	50	50
20-B2	1"1/4 x3/4"		RB 50-6 D						50	50
20-B2	1"1/4 x3/4"			NA 60-6 D	IA 60-6 D	NB 60-6 D	IB 60-6 D	KB 60-6 D	60	60
24-B2	1"1/2 x1"		RB 50-7 D						50	50
24-B2	1"1/2 x1"			NA 60-7 D	IA 60-7 D	NB 60-7 D	IB 60-7 D	KB 60-7 D	60	60
06-B3	3/8" x7/32"	RA 20-1 T	RB 20-1 T						20	20
06-B3	3/8" x7/32"							KB 30-1 T	30	30
08-B3	1/2" x5/16"	RA 30-2 T	RB 30-2 T						30	30
08-B3	1/2" x5/16"					NB 40-2 T	IB 40-2 T	KB 40-2 T	40	40
10-B3	5/8" x3/8"	RA 40-3 T	RB 40-3 T			NB 40-3 T	IB 40-3 T	KB 40-3 T	40	40
10-B3	5/8" x3/8"					NB 50-3 T	IB 50-3 T	KB 50-3 T	50	50
12-B3	3/4" x7/16"	RA 40-4 T	RB 40-4 T			NB 40-4 T	IB 40-4 T	KB 40-4 T	40	40
12-B3	3/4" x7/16"					NB 50-4 T	IB 50-4 T	KB 50-4 T	50	50
16-B3	1" x17.02mm		RB 40-5 T						40	40
16-B3	1" x17.02mm		RB 50-5 T			NB 50-5 T	IB 50-5 T	KB 50-5 T	50	50
16-B3	1" x17.02mm					NB 60-5 T	IB 60-5 T	KB 60-5 T	60	60
20-B3	1"1/4 x3/4"		RB 50-6 T						50	50
20-B3	1"1/4 x3/4"					NB 60-6 T	IB 60-6 T	KB 60-6 T	60	60
24-B3	1"1/2 x1"		RB 50-7 T						50	50
24-B3	1"1/2 x1"					NB 60-7 T	IB 60-7 T	KB 60-7 T	60	60

KIT per tendicatena / KIT for chain tensioners

Pignone tendicatena (con cuscinetto nazionale) – Tipo: **NB**
Sprocket wheel set (with national bearing) – Type: **NB**

Pignone tendicatena (con cuscinetto INA) – Tipo: **IB**
Sprocket wheel set (with INA bearing) – Type: **IB**



MATERIALI Corona, cuscinetto e vite in acciaio.

TRATTAMENTI Corona e vite in acciaio zincato.

IMPIEGO Il pignone è costituito da una corona in acciaio, montata su cuscinetti con base maggiorata nazionale (tipo NB) o INA (tipo IB).

Velocità di lavoro ≤60m/min.

Temperatura di lavoro ≤100°C.

MATERIALS Crown, bearing, and screw are in steel.

TREATMENTS The crown and the pin are made of galvanized steel.

USE The sprocket consists of a steel crown, installed on national (type NB) or INA (type IB) enlarged bearings.

Operating speed ≤60 m/min.

Operating temperature ≤100°C.

NB: Pignone tendicatena
(con cuscinetto nazionale)
NB: Sprocket wheel set
(with national bearing)

IB: Pignone tendicatena
(con cuscinetto INA)
IB: Sprocket wheel set
(with INA bearing)

Tipo Type	S Cod. N°	D Cod. N°	T Cod. N°	Catena Chain	Tipo Type	S Cod. N°	D Cod. N°	T Cod. N°	Taglia Size	H	I	L	M	Øp	Z	W	Peso Weight in kg		
																	S.	D.	T.
NB 20-1	AR071099	AR071126		3/8" x 7/32"	IB 20-1	AR071177	AR071204		20	34	50		M16	63.90	21	5.3	0.25	0.40	
NB 30-1	AR071099	AR071126		3/8" x 7/32"	IB 30-1	AR071177	AR071204		30	34	50		M16	63.90	21	5.3	0.25	0.40	0.55
NB 30-2	AR071102	AR071129		1/2" x 5/16"	IB 30-2	AR071180	AR071207		30	34	50		M16	73.14	18	7.2	0.35	0.60	
NB 40-2			AR071154	1/2" x 5/16"	IB 40-2			AR071232	40			68	M16	73.14	18	7.2			0.84
NB 30-3	AR071104	AR071131		5/8" x 3/8"	IB 30-3	AR071182	AR071209		30	34	56		M16	86.39	17	9.1	0.50	0.88	
NB 40-3	AR071105	AR071132	AR071156	5/8" x 3/8"	IB 40-3	AR071183	AR071210	AR071234	40	39	58	81	M16	86.39	17	9.1	0.51	0.89	1.20
NB 50-3			AR071157	5/8" x 3/8"	IB 50-3			AR071235	50			79	M16	86.39	17	9.1			1.30
NB 30-4	AR071107			3/4" x 7/16"	IB 30-4	AR071185			30	37			M16	91.63	15	11.1	0.64		
NB 40-4	AR071108	AR071134	AR071159	3/4" x 7/16"	IB 40-4	AR071186	AR071212	AR071237	40	39	58	76	M16	91.63	15	11.1	0.65	1.15	1.65
NB 50-4	AR071109	AR071135	AR071160	3/4" x 7/16"	IB 50-4	AR071187	AR071213	AR071238	50	42	61	76	M16	91.63	15	11.1	0.66	1.17	1.70
NB 40-5	AR071111	AR071137		1" x 17.02	IB 40-5	AR071189	AR071215		40	44	78		M16	98.14	12	16.2	0.92	1.70	
NB 50-5	AR071112	AR071138	AR071162	1" x 17.02	IB 50-5	AR071190	AR071216	AR071240	50	50	82	110	M20	98.14	12	16.2	0.98	1.76	2.56
NB 60-5			AR071163	1" x 17.02	IB 60-5			AR071241	60			120	M20	98.14	12	16.2			2.58
NB 60-6	AR071114	AR071140	AR071165	1"1/4 x 3/4"	IB 60-6	AR071192	AR071218	AR071243	60	58	89	128	M20	132.65	13	18.5	2.22	3.50	5.10
NB 60-7	AR071116	AR071142	AR071167	1"1/2 x 1"	IB 60-7	AR071194	AR071220	AR071245	60	60	109	157	M20	135.21	11	24.1	2.25	4.15	6.00