TC2

TEN BLOC®

C 2013

获专利– **PATENDED**

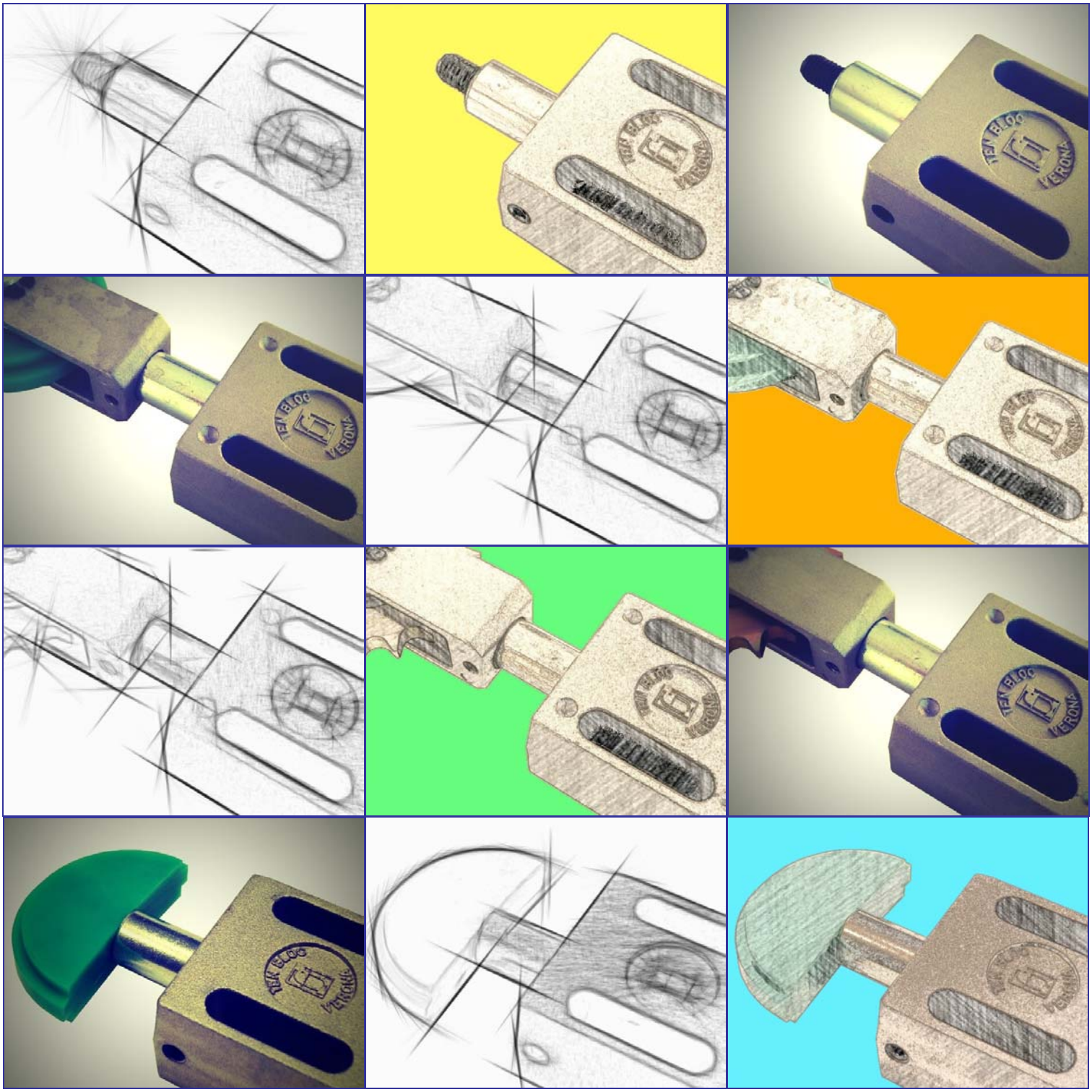

TECNIDEA CIDUE S.r.l.

泰尼达

CERTIFIED QUALITY MANAGEMENT SYSTEM ISO 9001:2008 SINCERT DNV

BIG TEN

用于输送机或高尺寸传动系统或者需要高负载和长距离的挤压组件的链条或皮带自动张紧的弹簧式弹性组件。

主要特性: 高负载，长距离，完全钢制结构，安装简便。

Tecnidea Cidue 以 BIG TEN 系列扩大了其弹簧式弹性组件产品。这一系列的产品设计应用于有高负载需要的尤其苛刻的应用领域 (例如：开采工业、海洋业、钢转化、发酵房等) 及对需要对链条进行大型补偿的领域。

BIG TEN 由完全为焊钢结构的主体组成，其中伸出一个直径为 50mm，有用行程为 200mm 的圆柱。圆柱在主体内部安置的轴承内滑动。在巨大节距的链条的情况下，在圆柱上可能使用交界配件。如有需要，我们可设计用于巨型输送机从动轴的链条和皮带或挤压组件的进一步的交界配件。BIG TEN 具备螺钉预加压系统，以便简化安装操作。若有需要，在 BIG TEN 上还可能安装电子限位开关，用于机器运行的监控。另外 BIG TEN 可设计为单向式，推动为唯一可能的运作方式，因为齿轨式棘轮装置不允许圆柱重新进入。

BIG TEN

SPRING ELASTIC ELEMENTS TO TIGHTEN AUTOMATICALLY CHAINS OR BELTS FOR CONVEYORS OR TRANSMISSIONS WITH BIG DIMENSIONS OR WHERE PRESSURE UNITS WITH HIGH LOAD AND BIG TRAVEL ARE REQUIRED.

Main features: *High loads, big travel, structure made entirely of steel, easy to assemble.*

Tecnidea Cidue expanded its spring elastic elements production range with the BIG TEN series. This range of articles have been planned for very heavy uses where high loads are required (ex. mining and naval industry, steel transformation, leavening cells etc.) and large recoveries of chain.
BIG TEN is made of a body with a structure entirely made of welded steel, from which comes a column with a diameter of 50 mm with an usable travel of 200 mm. The column slides into a bushing located in the body. On the column can be mounted several Kits for chains with higher pitch. On demand we can manufacture other interface kits for chains or belts or for pressure units for the driven shift of big conveyors. BIG TEN is fitted with a screw preloading system to make the assembling operations easier. On the BIG TEN it is possible to install also, on demand, a travel end switch to test the machine's working. BIG TEN can be made in the onedirectional version, which means that it can move only in thrust conditions, since a rack ratchet gear doesn't allow the column to return.

BIG TEN 弹性组件 重型系列 – 型号: BT

BIG TEN Elastic element HEAVY DUTY – Type: BT”

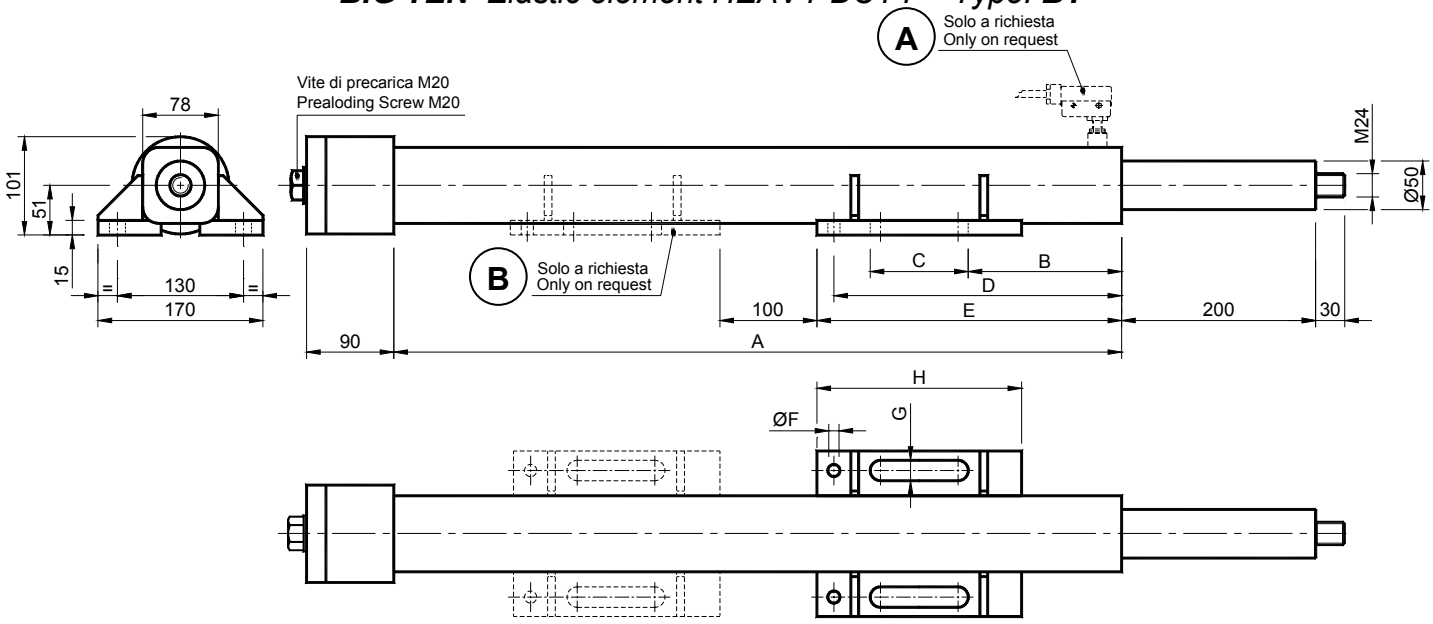

材料 外部结构、圆柱和弹簧均为钢制。滑动轴衬为铜制。

处理 外部结构为烤炉涂漆，堵盖、圆柱和预加压螺钉为镀锌钢。粗加工螺钉涂油。

应用 用于巨型链条的加紧或链条式输送机上从动端挤压组件的弹簧式弹性组件。

若有需要，可提供配备电子限位开关 ”A” 或第二个安装底座“B”的弹性组件。

MATERIAL *The carpentry, the column and the spring are made of steel. The sliding bush is made of bronze.*
TREATMENTS *Carpentry oven painted, stopper, column and preloading screw made of galvanized steel. Raw greased spring.*
USE *Spring elastic element to tighten big chains or for pressure units on transmissions in chain-conveyors.*
On demand it can be provided with travel-end switch “A” or with a second installation base “B”.

型号 *Type*	编号 N°	A	B	C	D	E	F	G	H	Newton	重量 *Weight* in Kg
BT 16 250	TB030000	630	161	85	289	310	10.5	16.5	210	0 - 2500	24.0
BT 20 250	TB030005	630	132.5	121	293	310	12.5	21.0	210	0 - 2500	24.0
BT 16 500	TB030015	750	161	85	289	310	10.5	16.5	210	0 - 5000	25.0
BT 20 500	TB030020	750	132.5	121	293	310	12.5	21.0	210	0 - 5000	25.0
BT 16 750	TB030025	865	161	85	289	310	10.5	16.5	210	0 - 7500	26.5
BT 20 750	TB030030	865	132.5	121	293	310	12.5	21.0	210	0 - 7500	26.5
BT 16 1000	TB030035	1150	161	85	289	310	10.5	16.5	210	0 - 10000	30.0
BT 20 1000	TB030040	1150	132.5	121	293	310	12.5	21.0	210	0 - 10000	30.0

BIG TEN 弹性组件 重型系列 – 型号: LT 为侧部连接

BIG TEN Elastic element HEAVY DUTY – Type: LT with lateral connection

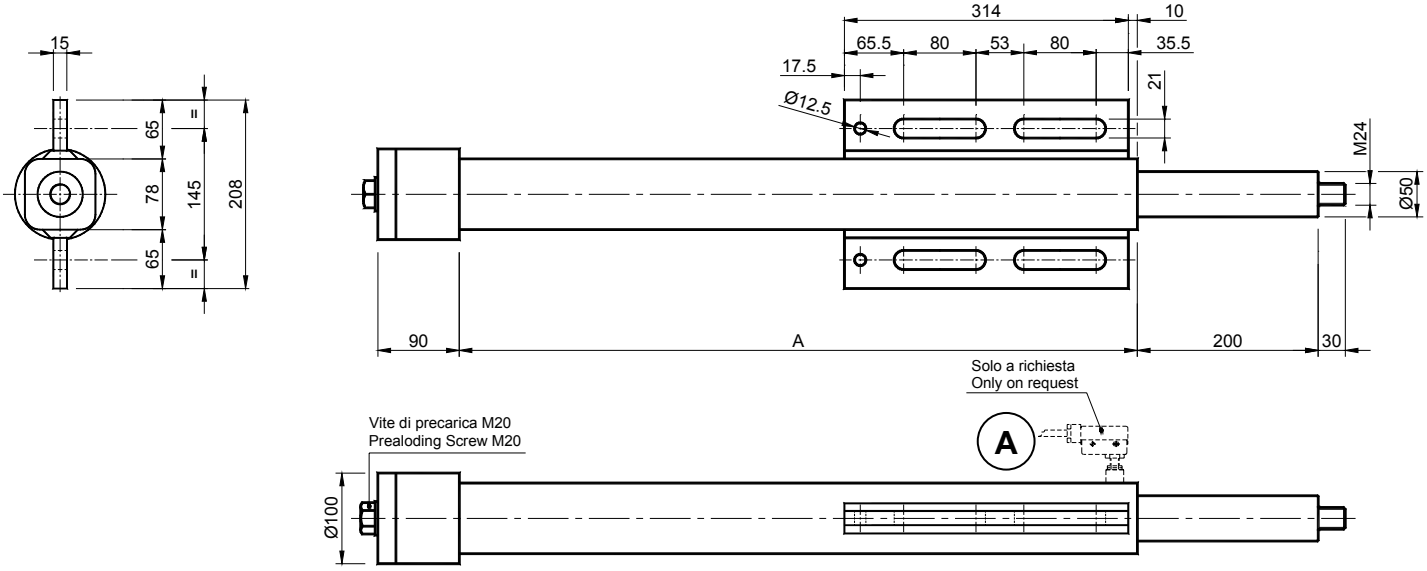

材料 外部结构、圆柱和弹簧均为钢制。滑动轴衬为铜制。

处理 外部结构为烤炉涂漆，堵盖、圆柱和预加压螺钉为镀锌钢。粗加工螺钉涂油。

应用 用于巨型链条的加紧或链条式输送机上从动端挤压组件的弹簧式弹性组件。

若有需要，可提供配备电子限位开关 ”A” 的弹性组件。

MATERIAL *The carpentry, the column and the spring are made of steel. The sliding bush is made of bronze.*
TREATMENTS *Carpentry oven painted, stopper, column and preloading screw made of galvanized steel. Raw greased spring.*
USE *Spring elastic element to tighten big chains or for pressure units on transmissions in chain-conveyors.*
On demand it can be provided with travel end switch “A”.

型号 *Type*	编号 N°	A	Newton	重量 *Weight* in Kg
LT 20 250	TB030100	630	0 - 2500	24.0
LT 20 500	TB030105	750	0 - 5000	25.0
LT 20 750	TB030110	865	0 - 7500	26.5
LT 20 1000	TB030115	1130	0 - 10000	30.0

安装实例 / *Assembling example*

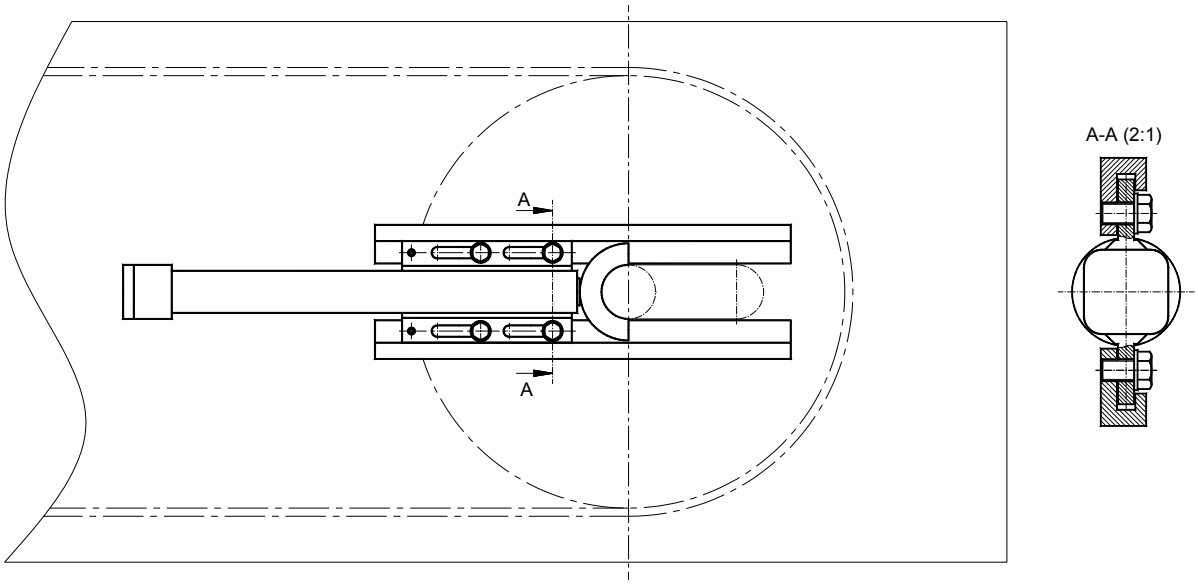

具“侧部连接”的 BIG TEN 弹性组件可用于设计在巨型链条或皮带输送机的从动轴中的挤压组件。弹性组件应安装在几块导向板上以便保证整组的滑动。

The BIG TEN elastic element “with lateral hooking ” can be used to get pressure units in the return shift of big chain-or belt- conveyors. The elastic element must be mounted on slides which allow the sliding of the whole unit.

BIG TEN 弹性组件 重型系列 – 型号: UT 单向

*Elemento Elastico **BIG TEN** HEAVY DUTY – Type: **UT*** One directional

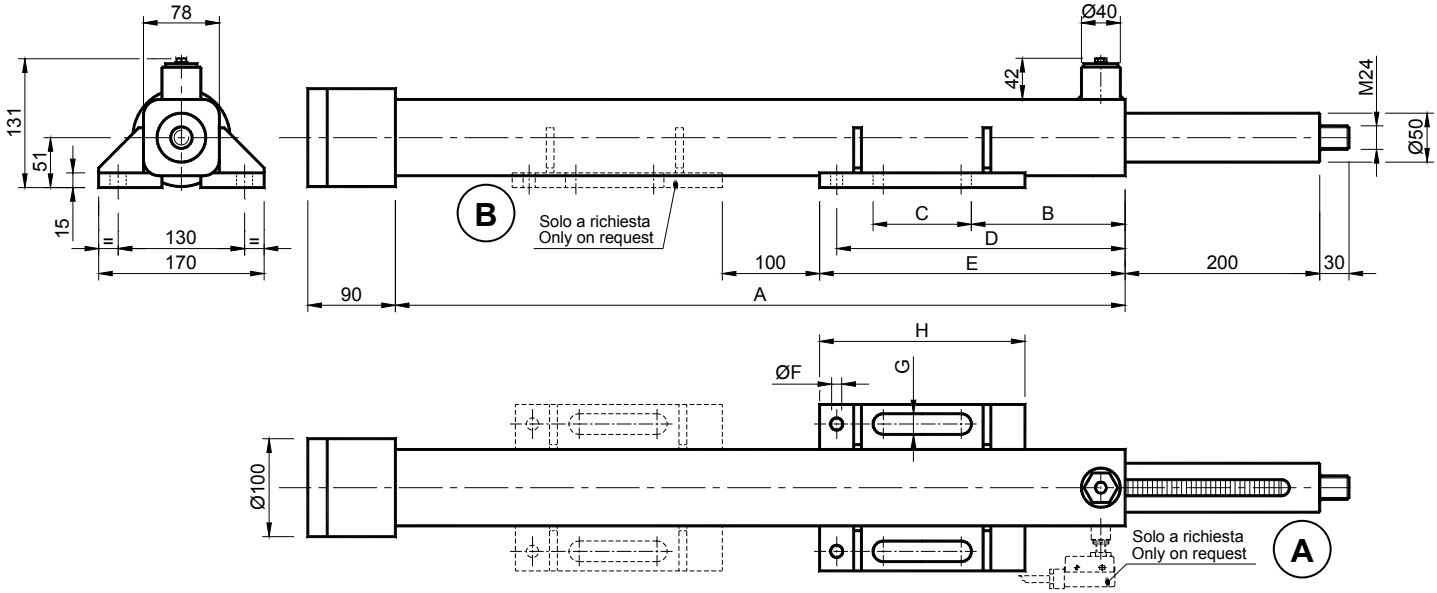

材料 外部结构、圆柱和弹簧均为钢制。滑动轴衬为铜制。

处理 外部结构为烤炉涂漆，堵盖、圆柱和预加压螺钉为镀锌钢。粗加工螺钉涂油。

应用 “单向”弹簧式弹性组件。链条或皮带的游隙通过弹簧的运动自动补偿。“单向”意指圆柱只能作推出动作，不能自由地重新进入。若有需要，可提供配备电子限位开关 ”A” 或第二个安装底座“B”的弹性组件。

MATERIALS *Carpentry, column and spring made of steel. The sliding bush is made of brass.*
TREATMENTS *Oven painted carpentry, stopper, column and preloading screw made of galvanized steel. Greased raw spring.*
USE *“One-directional” spring elastic element. The recover of chain- or belt- slack takes place automatically through the spring action. The definition “One-Directional” indicates that the column has a movement only in drag conditions and it is not free to move back. On demand it can be provided with travel end switch “A” or with a second installation base “B”.*

型号 *Type*	编号 N°	A	B	C	D	E	F	G	M	Newton	重量 *Weight* in Kg
UT 16 250	TB030150	630	161	85	289	310	10.5	16.5	210	0 - 2500	24.0
UT 20 250	TB030155	630	132.5	121	293	310	12.5	21.0	210	0 - 2500	24.0
UT 16 500	TB030160	750	161	85	289	310	10.5	16.5	210	0 - 5000	25.0
UT 20 500	TB030165	750	132.5	121	293	310	12.5	21.0	210	0 - 5000	25.0
UT 16 750	TB030170	865	161	85	289	310	10.5	16.5	210	0 - 7500	26.5
UT 20 750	TB030175	865	132.5	121	293	310	12.5	21.0	210	0 - 7500	26.5
UT 16 1000	TB030180	1150	161	85	289	310	10.5	16.5	210	0 - 10000	30.0
UT 20 1000	TB030185	1150	132.5	121	293	310	12.5	21.0	210	0 - 10000	30.0

可能的应用实例 / *Examples of possible applications:*



冷却房。*Cooling proofer.*



发酵房。 *Proofer.*

链条张紧装置配套元件 / KIT for chain tighteners

在支架上的张紧装置镀锌钢链轮 – 型号: BRR

*Pinion tighteners made of galvanized steel on fork – Type: **BRR***

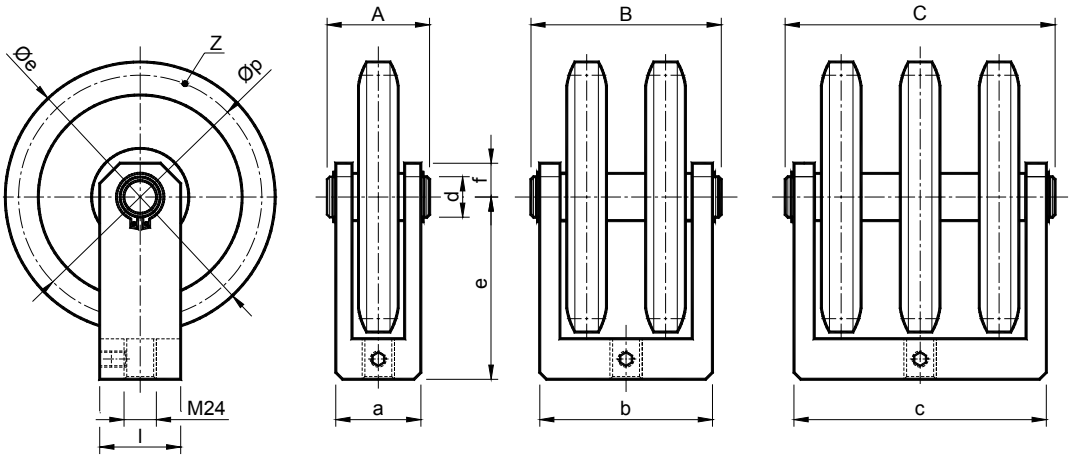

S. **D.** **T.**

材料 支架、轴承、齿冠、垫圈和中心轴均为钢制。

处理 支架为烤炉涂漆，齿冠、中心轴和垫圈均为镀锌钢。轴承润滑。

应用 在中心轴上的空转链轮。链轮由钢制齿冠组成，安装在润滑轴承上。

工作速度 ≤60 米 / 分。 工作温度 ≤100°C。

MATERIALS Fork, Bearing, crown, spacers and pin made of steel.
TREATMENTS Fork made of painted steel. Crown, pin and spacers made of galvanized steel. Greased Bearings.
USE Idle pinion on the fork. The pinion consists of a steel crown, mounted on greased bearings.
Operating speed ≤60 m/min.
Operating temperature ≤100°C.

型号 *Type*	编号 N° S.	编号 N° D.	编号 N° T.	链条 *Chain*	a	A	b	B	c	C	d	e	f	l	Øp	Øe	Z	重量 *Weight* in Kg		
																		S.	D.	T.
BRR 8	TB030500	TB030510	TB030520	1”3/4 x 1”1/4	63	76	123	136	189	202	30	125	25	50	157.77	174.0	11	4.00	8.00	12.00
BRR 9	TB030505	TB030515	TB030525	2” x 1”1/4	63	76	128	141	189	202	30	135	25	50	180.34	200.0	11	5.00	10.00	15.00

可能的应用实例 / *Examples of possible applications:*

冷却输送机。
Cooling conveyor.



输送机。
Conveyor.

TEN BLOC 从动轴张紧组件
TEN BLOC RETURN UNITS

从动轴张紧组件

用于链条式、带式、毯式、皮带式、网式等的输送机从动轴的自动或手动张紧组件。

主要特性：自动或手动，安装简单，调节方便，铝制和钢制结构。在安装后，有许多交界配件。如有特殊要求，不锈钢组件或特别的操作方式。

Tecnidea Cidue 设计了一系列用于链条式、带式、毯式、皮带式、网式等的输送机从动轴的自动或手动张紧产品。这些解决方案有助于设计师排除过于精细及昂贵的系统，将其用市场上现存挤压组件代替。尤其是，这些产品由如下弹簧式弹性组件而设计发展而来: TEN BLOC 及 ASSO。这两项设计产品均分为两类：自动 (具弹簧) 及手动的。TEN BLOC 的自动组，在本册中命名如下: DECA (具内部弹簧的弹性组件)， DECA Pr (具内部弹簧和预加压系统的弹性组件) 及 DECA Un (具内部弹簧但只作推出动作的单向弹性组件)。TEN BLOC 的手动组在本册中命名为 GRT。
ASSO 的自动或手动从动轴张紧组件提供无数的安装选择性，根据以下代号分类：GRAF – GRAL – GRF – GRL – GRS。
在基础组件之后可见用于接合式和空转式输送机从动轴张紧的交界配件。所有的弹性组件可配备 F.C.E“电子限位开关”用于监控机器的运转，参见第 34 页。

RETURN UNITS

ELEMENTS TO TIGHTEN AUTOMATICALLY OR MANUALLY THE RETURN SHAFT OF CHAIN- AND BELT-CONVEYORS, NETS, ETC.

Main features: *Automatic or manual, easy to assemble, to set, Structure made of aluminium and steel. After the assembling many interface kits. On demand components made of stainless steel or personalized manufactures.*

Tecnidea Cidue has planned a range of automatic and manual products to tighten the driven shaft of chain-, ribbon-, belt-, wire mesh-conveyors etc. These solutions can help the designers to eliminate elaborate and expensive systems, replacing them with a pressure unit available on the market. Particularly these articles are the result of a planning evolution of the spring elastic elements: TEN BLOC e ASSO. Both these evolutions, in their turn, are shared into two categories: AUTOMATIC (with spring) and MANUAL. The TEN BLOC automatic units, in this part, are called: DECA (elastic element with internal spring), DECA Pr (elastic element with internal spring and preloading system) and DECA Un (one-directional elastic element with internal spring but with movement only in drag conditions). The TEN BLOC manual units of this part are called GRT.
The ASSO automatic or manual return units offer innumerable installation choices and are classed with the following marks: GRAF – GRAL – GRF – GRL – GRS.
After the basic elements there are some interface kits to stretch the return shift of the conveyor both fixed and idle. All the elastic elements can be equipped with F.C.E “Travel-end switch” for the operation control , see at page 34.





产品系列: / *PRODUCT RANGE:* **“获专利-PATENTED”**

DECA 第 74 页	**DECA Pr** 第 75 页	**DECA Un** 第 75 页	**E.** 第 34 页
GRT 第 77 页	**GRAF** 第 78 页	**GRAL** 第 78 页	**GRF** 第 79 页
GRL 第 80 页	**GRS** 第 81 页	**ML** 第 83 页	**MR** 第 84 页
MF 第 85 页	**SFC** 第 86 页	**SFA** 第 86 页	**AFC** 第 87 页
AFA 第 87 页	**UCC** 第 88 页	**SCH** 第 88 页	

Ten Bloc DECA 型弹性组件在链条式输送机上的定位实例。

Positioning examples of a TEN BLOC Elastic Element type DECA on a chain conveyor.

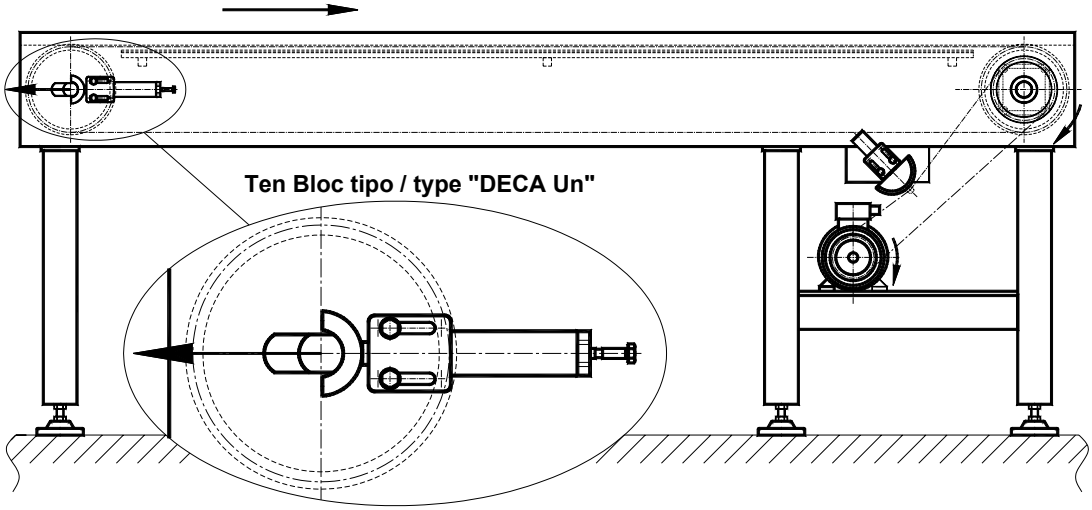

图 1

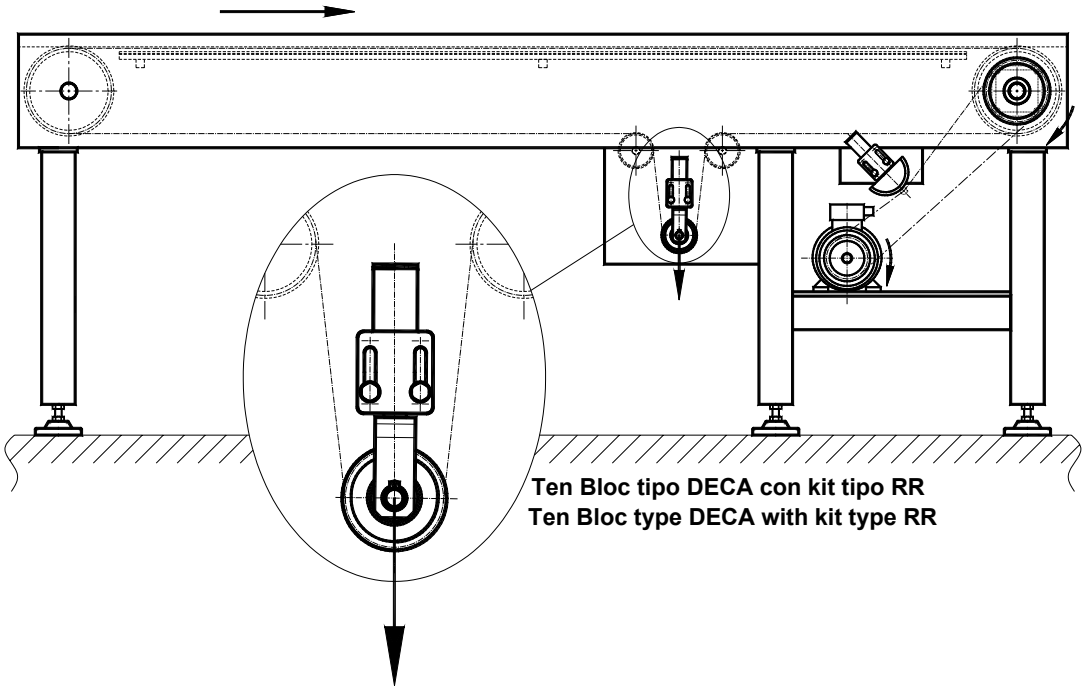

图 2

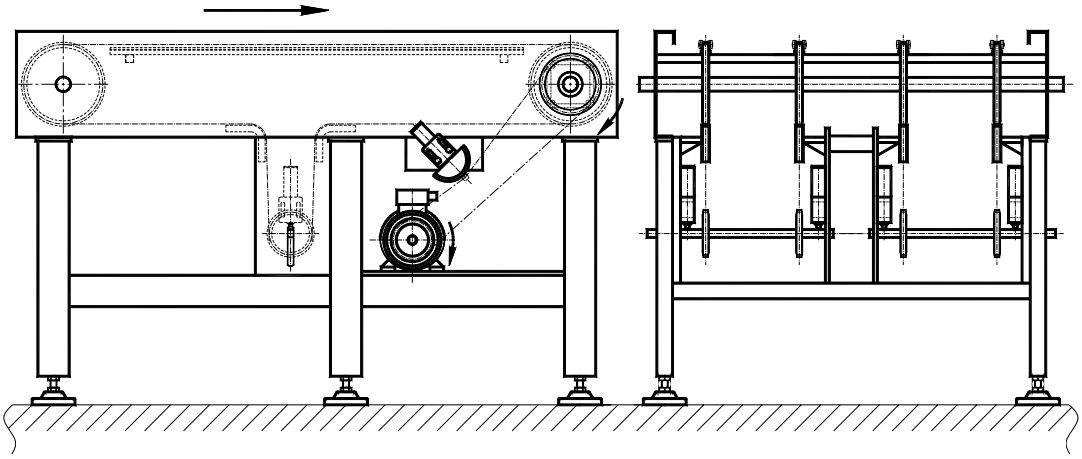

图 3

图 1

• 在图 1 中显示“DECA Un” 型从动轴张紧组件在链条式输送机侧部的定位。“DECA Un” 型从动轴张紧组件应定位于输送机的两侧并仅作推出动作，以便不使从动轴振动，尤其是在电动机开始启动中。

• *In the fig. 1 is represented the positioning diagram of a return unit type “DECA Un” on the side of a chain conveyor. The units type “DECA Un” must be positioned on the two lateral sides of the conveyor and act only in drag conditions, so that they don’t allow the driven shift to oscillate, especially at the starting of the motor.*

图 2-3

• 若有必要将主动轴和从动轴的位置固定，从动轴张紧组件应按在图 2 中显示的而设计。使用这种方式，可在双偶合链条组上进行张紧。这一方案可将极宽的输送机分为更多组，也减低各轴的直径，见图 3。

• *When required the position both of the driving shaft and of the driven shaft has to be fixed, the return unit can be manufactured as indicated in fig. 2. With this manufacture it is possible to tighten two groups of coupled chains. This solution gives the opportunity to subdivide the very large conveyors into more units, reducing the shaft diameter as indicated in fig. 3.*

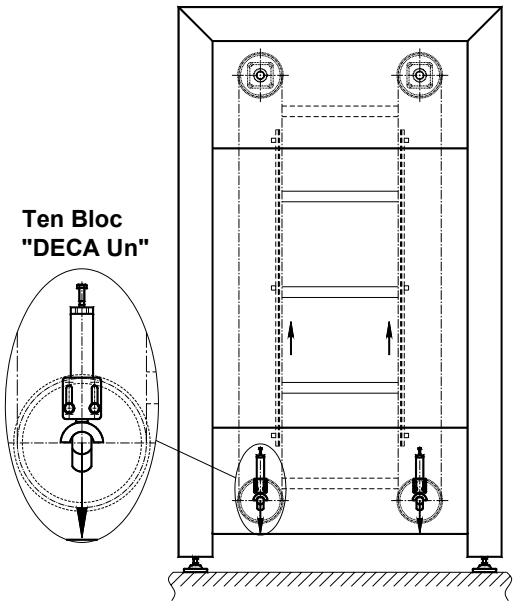

图 4

图 4-5

• 在图 4 中显示“DECA Un”型从动轴张紧组件在升降机侧部的定位，在图 5 以简图的方式显示具库存功能的输送机。“DECA Un” 型从动轴张紧组件应定位于输送机的两侧并仅作推出动作，以便不使从动轴振动，尤其是在电动机开始启动中。

• *In the fig. 4 is represented the positioning diagram of a return unit type “DECA Un” on the side of an elevator and Figure 5 shows in a schematic way a conveyor with function of buffer.*
The units type “DECA Un” must be positioned in pairs on the lateral sides of the conveyor and they act only in drag conditions, so that they don’t allow the driven shift to oscillate, especially at the starting of the motor.

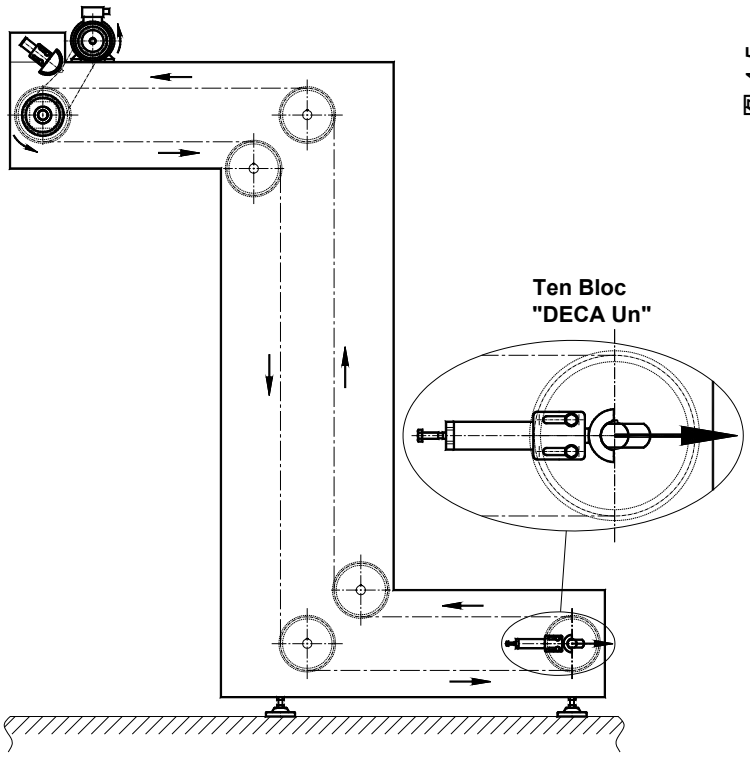

图 5

安装布局 - *Assembling configuration*

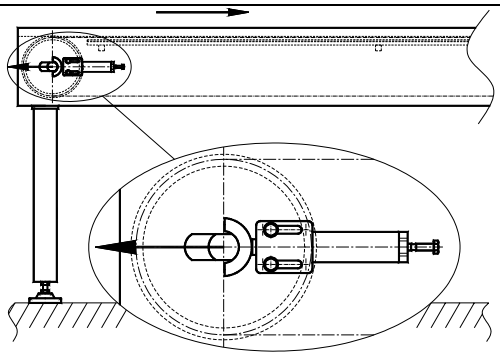

图 1

具半月形配件 ML 的自动组件

Automatic element with KIT Semicircular block ML

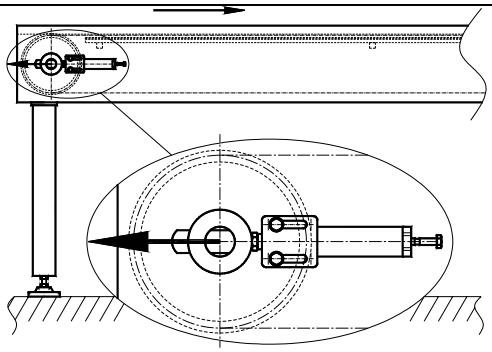

图 2

具滑轮配件 MR 的自动组件

Automatic element with KIT Fork MR

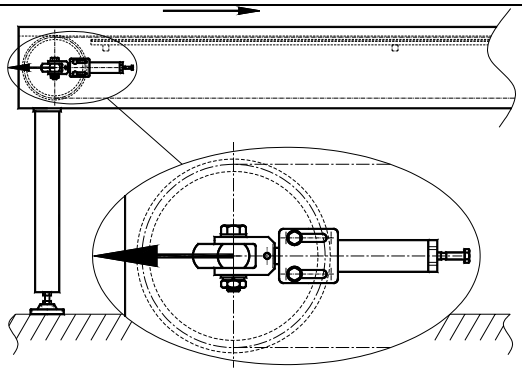

图 3

具支架配件 MF 的自动组件

Automatic element with KIT Fork MF

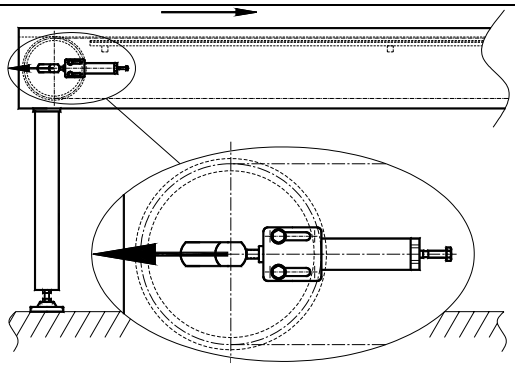

图 4

直接运作的自动组件

Automatic element with direct operation

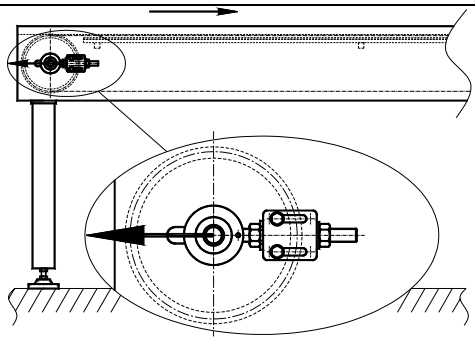

图 5

具支撑配件 UCC 的自动组件

Manual element with KIT support UCC

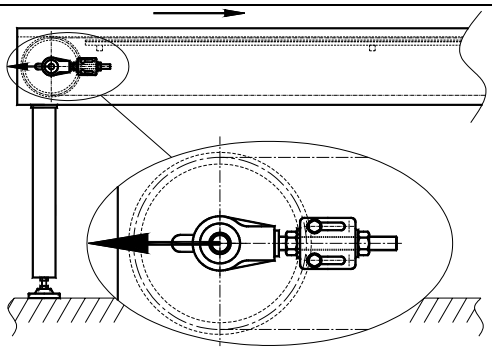

图 6

具支撑配件 SCH 的手动组件

Manual element with KIT support SCH

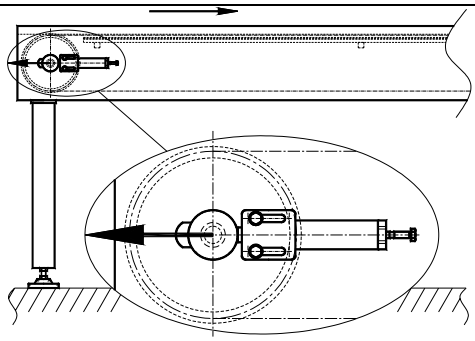

图 7

具支撑配件 SFC / AFC 的自动组件

Automatic element with KIT support SFC / AFC

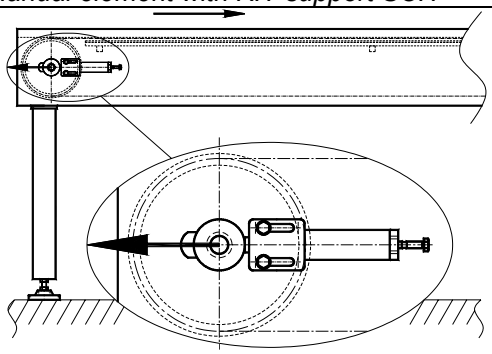

图 8

具支撑配件 SFC 的手动组件

Automatic element with KIT support SFC

安装布局 - *Assembling configuration*

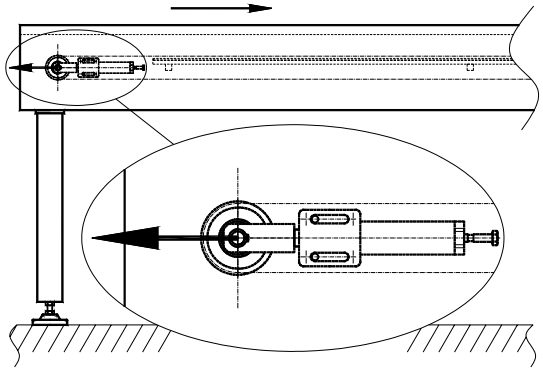

图 9

具支架配件 RR 的自动组件
Internal automatic element with KIT fork RR

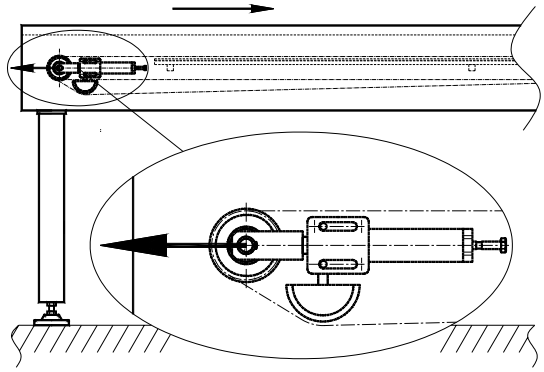

图 10

具支架配件 RR 的自动组件
Internal automatic element with KIT fork RR

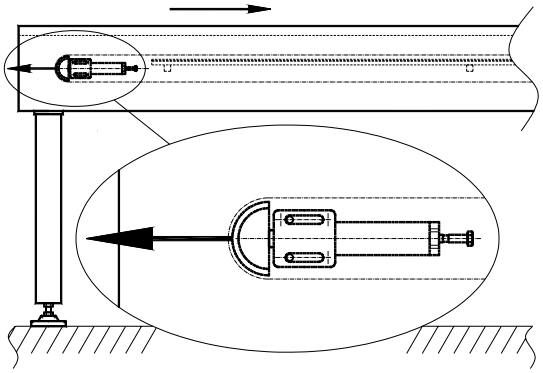

图 11

具滑块的自动组件
Internal automatic element with sliding block

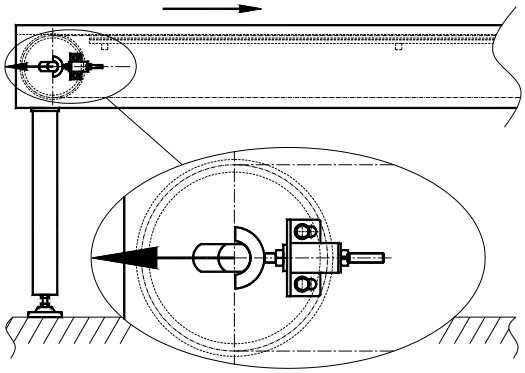

图 12

具半月形配件 ML 的手动组件
Manual element with KIT semicircular block ML

手动从动轴张紧组件的安装指示 (型号 ASSO GRF)
Assembling instructions for manual return units (type ASSO GRF)

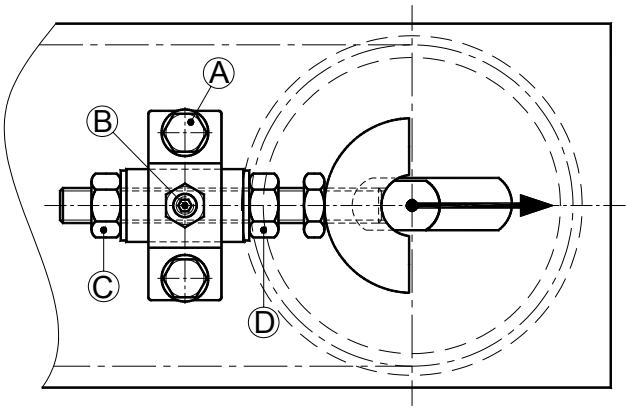

使用螺钉 A 通过固定夹具将从动轴张紧组件安置在输送机侧面。通过拧紧螺钉 B 将从动轴张紧组件安全锁定。放松螺帽 C，使用活动扳手加紧螺帽 D，使得轴张紧。用螺帽 C 固定。

安装操作将在输送机两侧进行。为了正确使用，我们建议制造一个将底端磨平的轴，将其插入输送机侧面所挖的孔中。

Install the return unit on the side of the conveyor fixing the clamp with the screws A. Fasten the screw B to lock the return unit in safety. Unloose the roller C and, using an adjustable spanner, tighten the roller D to stretch the shaft. Lock, using the roller C.
The assembling operation will be made on both the sides of the conveyor. For a correct use we suggest to flatten the shift end to insert it inside the slot made on the conveyor side.

TEN BLOC 弹簧式从动轴张紧组件 – 型号: DECA

TEN BLOC spring return units – Type: DECA

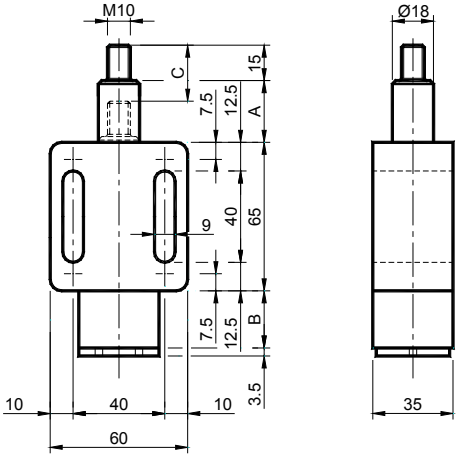

材料 铝制主体配黄铜轴承。圆柱、堵盖、圆筒、螺钉和弹簧均为钢制。

处理 喷砂铝，局部为镀锌钢，粗加工弹簧涂油。

应用 弹簧式挤压组件，用于张紧、推动和压紧。

C: 组件行程。

MATERIALS *Body made of aluminium with bushing made of brass. Column, stopper, cylinders, screw and springs made of steel.*
TREATMENTS *Sandblasted aluminium. Components made of galvanized steel. Greased raw spring.*
USE *Spring pressure units to stretch and press.*
C: Element travel.

DECA M27						DECA M35						
型号 *Type*	编号 N°	A	B	C	重量 *Weight* in Kg	型号 *Type*	编号 N°	A	B	C	重量 *Weight* in Kg	Newton
DECA 10 M27	TB020001	27	0	27	0.38	DECA 10 M35	TB020002	35	25	33	0.45	30 ÷ 100
DECA 20 M27	TB020011	27	0	27	0.38	DECA 20 M35	TB020012	35	25	33	0.45	60 ÷ 170
DECA 30 M27	TB020021	27	0	27	0.38	DECA 30 M35	TB020022	35	25	33	0.45	90 ÷ 250
DECA 40 M27	TB020031	27	25	27	0.45	DECA 40 M35	TB020032	35	25	33	0.47	100 ÷ 400
DECA 50 M27	TB020041	27	50	27	0.54	DECA 50 M35	TB020042	35	50	35	0.55	180 ÷ 700
DECA 60 M27	TB020051	27	50	27	0.58	DECA 60 M35	TB020052	35	75	35	0.78	220 ÷ 1000
DECA 70 M27	TB020061	27	50	27	0.58	DECA 70 M35	TB020062	35	100	35	0.93	340 ÷ 1500
DECA 80 M27	TB020071	27	50	27	0.60	DECA 80 M35	TB020072	35	100	35	0.94	400 ÷ 2000
DECA 90 M27	TB020081	27	75	27	0.92	DECA 90 M35	TB020082	35	125	35	1.08	500 ÷ 2500

DECA M42						DECA M80						
型号 *Type*	编号 N°	A	B	C	重量 *Weight* in Kg	型号 *Type*	编号 N°	A	B	C	重量 *Weight* in Kg	Newton
DECA 10 M42	TB020003	42	35	42	0.56	DECA 10 M80	TB020004	80	100	80	0.88	30 ÷ 100
DECA 20 M42	TB020013	42	35	42	0.56	DECA 20 M80	TB020014	80	100	80	0.88	60 ÷ 170
DECA 30 M42	TB020023	42	35	42	0.56	DECA 30 M80	TB020024	80	100	80	0.88	90 ÷ 250
DECA 40 M42	TB020033	42	75	42	0.73	DECA 40 M80	TB020034	80	110	80	1.00	100 ÷ 400
DECA 50 M42	TB020043	42	55	42	0.63	DECA 50 M80	TB020044	80	150	80	1.10	180 ÷ 700
DECA 60 M42	TB020053	42	85	42	0.68	DECA 60 M80	TB020054	80	210	80	1.48	220 ÷ 1000
DECA 70 M42	TB020063	42	110	42	0.95	DECA 70 M80	TB020064	80	260	80	1.77	340 ÷ 1500
DECA 80 M42	TB020073	42	110	40	0.96	DECA 80 M80	TB020074	80	260	80	1.80	400 ÷ 2000
DECA 90 M42	TB020083	42	135	42	1.16	DECA 90 M80	TB020084	80	300	80	2.16	500 ÷ 2500

DECA M130						DECA M200						
型号 *Type*	编号 N°	A	B	C	重量 *Weight* in Kg	型号 *Type*	编号 N°	A	B	C	重量 *Weight* in Kg	Newton
DECA 10 M130	TB020005	130	175	130	1.33	DECA 10 M200	TB020006	200	275	200	1.88	30 ÷ 100
DECA 20 M130	TB020015	130	175	130	1.33	DECA 20 M200	TB020016	200	275	200	1.88	60 ÷ 170
DECA 30 M130	TB020025	130	175	130	1.33	DECA 30 M200	TB020026	200	275	200	1.88	90 ÷ 250
DECA 40 M130	TB020035	130	235	130	1.60	DECA 40 M200	TB020036	200	375	200	2.40	100 ÷ 400
DECA 50 M130	TB020045	130	250	130	1.64	DECA 50 M200	TB020046	200	425	197	2.65	180 ÷ 700
DECA 60 M130	TB020055	130	350	130	2.15	DECA 60 M200	TB020056	200	585	200	3.42	220 ÷ 1000
DECA 70 M130	TB020065	130	425	130	2.64	DECA 70 M200	TB020066	200	700	197	4.20	340 ÷ 1500
DECA 80 M130	TB020075	130	425	130	2.69	DECA 80 M200	TB020076	200	700	197	4.29	400 ÷ 2000
DECA 90 M130	TB020085	130	460	130	3.10	DECA 90 M200	TB020086	200	750	198	4.56	500 ÷ 2500

TEN BLOC 弹簧式从动轴张紧组件 – 型号: DECA Pr (具预加压系统)

TEN BLOC spring return units – Type: DECA Pr (with preloading system)

DECA 10/20/30/40 Pr

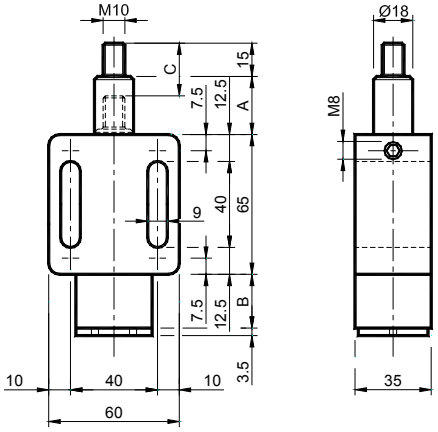

DECA 50/60/70/80/90 Pr

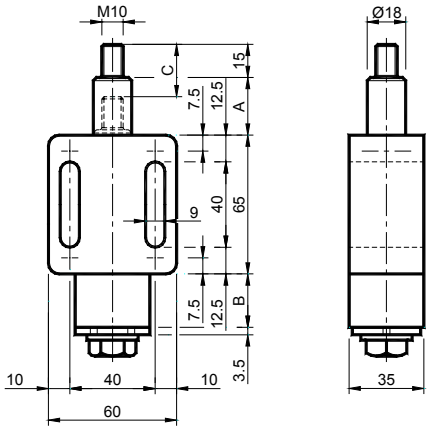

材料 铝制主体配黄铜轴承。圆柱、堵盖、圆筒、螺钉和弹簧均为钢制。

处理 喷砂铝，局部为镀锌钢，粗加工弹簧涂油。

应用 弹簧式挤压组件，用于张紧、推动和压紧。配备预加压系统 (Pr)。

C: 组件行程。

MATERIALS *Body made of aluminium with bushing made of brass. Column, stopper, cylinders, screw and spring made of steel.*
TREATMENTS *Sandblasted aluminium. Components made of galvanized steel. Greased raw spring.*
USE *Spring pressure unit to stretch, push and press. Completed with preloading system (Pr).*
C: Element travel.

DECA M27 Pr						DECA M35 Pr						
型号 *Type*	编号 N°	A	B	C	重量 *Weight* in Kg	型号 *Type*	编号 N°	A	B	C	重量 *Weight* in Kg	Newton
DECA 10 M27 Pr	TB020091	27	0	27	0.38	DECA 10 M35 Pr	TB020092	35	25	33	0.45	30 ÷ 100
DECA 20 M27 Pr	TB020101	27	0	27	0.38	DECA 20 M35 Pr	TB020102	35	25	33	0.45	60 ÷ 170
DECA 30 M27 Pr	TB020111	27	0	27	0.38	DECA 30 M35 Pr	TB020112	35	25	33	0.45	90 ÷ 250
DECA 40 M27 Pr	TB020121	27	25	27	0.45	DECA 40 M35 Pr	TB020122	35	25	33	0.47	100 ÷ 400
DECA 50 M27 Pr	TB020131	27	50	27	0.54	DECA 50 M35 Pr	TB020132	35	50	35	0.58	180 ÷ 700
DECA 60 M27 Pr	TB020141	27	50	27	0.60	DECA 60 M35 Pr	TB020142	35	75	35	0.81	220 ÷ 1000
DECA 70 M27 Pr	TB020151	27	50	27	0.60	DECA 70 M35 Pr	TB020152	35	100	35	0.96	340 ÷ 1500
DECA 80 M27 Pr	TB020161	27	50	27	0.62	DECA 80 M35 Pr	TB020162	35	100	35	0.97	400 ÷ 2000
DECA 90 M27 Pr	TB020171	27	75	27	0.94	DECA 90 M35 Pr	TB020172	35	125	35	1.12	500 ÷ 2500

DECA M42 Pr						DECA M80 Pr						
型号 *Type*	编号 N°	A	B	C	重量 *Weight* in Kg	型号 *Type*	编号 N°	A	B	C	重量 *Weight* in Kg	Newton
DECA 10 M42 Pr	TB020093	42	35	42	0.56	DECA 10 M80 Pr	TB020094	80	100	80	0.88	30 ÷ 100
DECA 20 M42 Pr	TB020103	42	35	42	0.56	DECA 20 M80 Pr	TB020104	80	100	80	0.88	60 ÷ 170
DECA 30 M42 Pr	TB020113	42	35	42	0.56	DECA 30 M80 Pr	TB020114	80	100	80	0.88	90 ÷ 250
DECA 40 M42 Pr	TB020123	42	75	42	0.75	DECA 40 M80 Pr	TB020124	80	110	80	1.10	100 ÷ 400
DECA 50 M42 Pr	TB020133	42	55	42	0.70	DECA 50 M80 Pr	TB020134	80	150	80	1.20	180 ÷ 700
DECA 60 M42 Pr	TB020143	42	85	42	0.72	DECA 60 M80 Pr	TB020144	80	210	80	1.58	220 ÷ 1000
DECA 70 M42 Pr	TB020153	42	110	42	0.98	DECA 70 M80 Pr	TB020154	80	260	80	1.87	340 ÷ 1500
DECA 80 M42 Pr	TB020163	42	110	40	0.99	DECA 80 M80 Pr	TB020164	80	260	80	1.90	400 ÷ 2000
DECA 90 M42 Pr	TB020173	42	135	42	1.20	DECA 90 M80 Pr	TB020174	80	300	80	2.30	500 ÷ 2500

DECA M130 Pr						DECA M200 Pr						
型号 *Type*	编号 N°	A	B	C	重量 *Weight* in Kg	型号 *Type*	编号 N°	A	B	C	重量 *Weight* in Kg	Newton
DECA 10 M130 Pr	TB020095	130	175	130	1.33	DECA 10 M200 Pr	TB020096	200	275	200	1.88	30 ÷ 100
DECA 20 M130 Pr	TB020105	130	175	130	1.33	DECA 20 M200 Pr	TB020106	200	275	200	1.88	60 ÷ 170
DECA 30 M130 Pr	TB020115	130	175	130	1.33	DECA 30 M200 Pr	TB020116	200	275	200	1.88	90 ÷ 250
DECA 40 M130 Pr	TB020125	130	235	130	1.70	DECA 40 M200 Pr	TB020126	200	375	200	2.50	100 ÷ 400
DECA 50 M130 Pr	TB020135	130	250	130	1.74	DECA 50 M200 Pr	TB020136	200	425	197	2.85	180 ÷ 700
DECA 60 M130 Pr	TB020145	130	350	130	2.25	DECA 60 M200 Pr	TB020146	200	585	200	3.72	220 ÷ 1000
DECA 70 M130 Pr	TB020155	130	425	130	2.84	DECA 70 M200 Pr	TB020156	200	700	197	4.70	340 ÷ 1500
DECA 80 M130 Pr	TB020165	130	425	130	2.95	DECA 80 M200 Pr	TB020166	200	700	197	4.79	400 ÷ 2000
DECA 90 M130 Pr	TB020175	130	460	130	3.40	DECA 90 M200 Pr	TB020176	200	750	198	4.96	500 ÷ 2500

TEN BLOC 弹簧式从动轴张紧组件 – 型号: DECA Un / *TEN BLOC spring return units – Type: DECA Un*

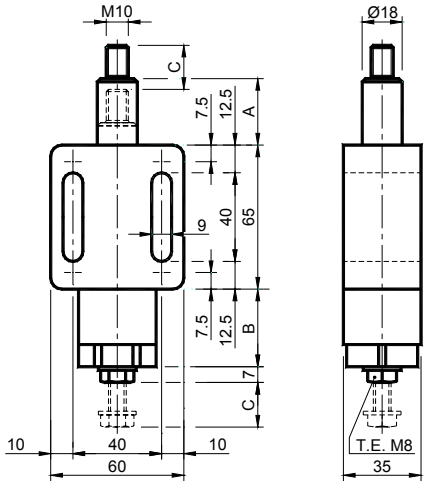

材料 铝制主体配黄铜轴承。圆柱、堵盖、螺钉、圆筒和弹簧均为钢制。

处理 喷砂铝，局部为镀锌钢，粗加工弹簧涂油。

应用 "单向"弹簧式挤压组件，用于张紧、推动和压紧。"单向"命名意指圆柱只能作推出动作，不能自由地重新进入。

C: 组件行程。

MATERIALS *Body made of aluminium with bushing made of brass. Column, stopper, screw cylinders, and springs made of steel.*
TREATMENTS *Smooth aluminium. Components made of galvanized steel. Greased raw spring.*
USE *Pressure unit with "One-Directional" spring to stretch, push and press. The definition "One-Directional" indicates that the column has a movement only in drag conditions and it isn't free to move back.*
C: Element travel.

DECA M27 Un						DECA M35 Un						
型号 *Type*	编号 N°	A	B	C	重量 *Weight* in Kg	型号 *Type*	编号 N°	A	B	C	重量 *Weight* in Kg	Newton
DECA 10 M27 Un	TB020181	27	0	15	0.41	DECA 10 M35 Un	TB020182	35	35	33	0.61	30 ÷ 100
DECA 20 M27 Un	TB020191	27	0	15	0.41	DECA 20 M35 Un	TB020192	35	35	33	0.61	60 ÷ 170
DECA 30 M27 Un	TB020201	27	0	15	0.41	DECA 30 M35 Un	TB020202	35	35	33	0.61	90 ÷ 250
DECA 40 M27 Un	TB020211	27	35	27	0.63	DECA 40 M35 Un	TB020212	35	35	33	0.65	100 ÷ 400
DECA 50 M27 Un	TB020221	27	50	27	0.77	DECA 50 M35 Un	TB020222	35	60	35	0.78	180 ÷ 700
DECA 60 M27 Un	TB020231	27	50	27	0.77	DECA 60 M35 Un	TB020232	35	74	35	0.88	220 ÷ 1000
DECA 70 M27 Un	TB020241	27	75	27	0.84	DECA 70 M35 Un	TB020242	35	100	35	1.03	340 ÷ 1500
DECA 80 M27 Un	TB020251	27	75	27	0.84	DECA 80 M35 Un	TB020252	35	100	35	1.03	400 ÷ 2000
DECA 90 M27 Un	TB020261	27	100	27	1.11	DECA 90 M35 Un	TB020262	35	125	35	1.22	500 ÷ 2500

DECA M42 Un						DECA M80 Un						
型号 *Type*	编号 N°	A	B	C	重量 *Weight* in Kg	型号 *Type*	编号 N°	A	B	C	重量 *Weight* in Kg	Newton
DECA 10 M42 Un	TB020183	42	50	42	0.70	DECA 10 M80 Un	TB020184	80	100	80	0.95	30 ÷ 100
DECA 20 M42 Un	TB020193	42	50	42	0.70	DECA 20 M80 Un	TB020194	80	100	80	0.95	60 ÷ 170
DECA 30 M42 Un	TB020203	42	50	42	0.70	DECA 30 M80 Un	TB020204	80	100	80	0.95	90 ÷ 250
DECA 40 M42 Un	TB020213	42	85	42	0.80	DECA 40 M80 Un	TB020214	80	150	80	1.20	100 ÷ 400
DECA 50 M42 Un	TB020223	42	60	42	0.78	DECA 50 M80 Un	TB020224	80	150	80	1.20	180 ÷ 700
DECA 60 M42 Un	TB020233	42	100	42	0.91	DECA 60 M80 Un	TB020234	80	225	80	1.67	220 ÷ 1000
DECA 70 M42 Un	TB020243	42	125	42	1.06	DECA 70 M80 Un	TB020244	80	225	80	1.67	340 ÷ 1500
DECA 80 M42 Un	TB020253	42	125	42	1.06	DECA 80 M80 Un	TB020254	80	275	80	1.82	400 ÷ 2000
DECA 90 M42 Un	TB020263	42	150	42	1.32	DECA 90 M80 Un	TB020264	80	325	80	2.05	500 ÷ 2500

DECA M130 Un						DECA M200 Un						
型号 *Type*	编号 N°	A	B	C	重量 *Weight* in Kg	型号 *Type*	编号 N°	A	B	C	重量 *Weight* in Kg	Newton
DECA 10 M130 Un	TB020185	80	185	130	1.35	DECA 10 M200 Un	TB020186	200	285	198	1.80	30 ÷ 100
DECA 20 M130 Un	TB020195	80	185	130	1.35	DECA 20 M200 Un	TB020196	200	285	198	1.80	60 ÷ 170
DECA 30 M130 Un	TB020205	80	185	130	1.35	DECA 30 M200 Un	TB020206	200	285	198	1.80	90 ÷ 250
DECA 40 M130 Un	TB020215	80	235	127	1.60	DECA 40 M200 Un	TB020216	200	375	197	2.50	100 ÷ 400
DECA 50 M130 Un	TB020225	80	260	130	1.72	DECA 50 M200 Un	TB020226	200	385	200	3.10	180 ÷ 700
DECA 60 M130 Un	TB020235	80	350	128	2.10	DECA 60 M200 Un	TB020236	200	585	192	4.15	220 ÷ 1000
DECA 70 M130 Un	TB020245	80	425	127	2.64	DECA 70 M200 Un	TB020246	200	710	192	4.60	340 ÷ 1500
DECA 80 M130 Un	TB020255	80	425	127	2.64	DECA 80 M200 Un	TB020256	200	710	192	4.60	400 ÷ 2000
DECA 90 M130 Un	TB020265	80	500	130	3.10	DECA 90 M200 Un	TB020266	200	800	200	5.55	500 ÷ 2500

TEN BLOC 手动从动轴张紧组件 – 型号: GRT *TEN BLOC Manual return units – Type: GRT*

GRT 手动从动轴张紧组件应用简便，经济实用，适用于众多领域。如同 DECA 产品一样，在盒状主体上的槽中通过螺钉而固定。而且在有必要时，可使用其上的凹处通过螺钉 M6 或桩销 Ø6 mm 加强固定。GRT 可单独使用或者与在第 83 页所显示的配套元件一并使用。

The GRT manual return units are easy to use and are suitable, in a not too expensive way, to many application solutions. The fastening is made through screws on the slots of the box body like in the DECA articles. Also here, if necessary, the existent notches to reinforce the fastening through screws M6 or pins Ø6 mm. The GRT articles can be used separately or with the kit illustrated from page 83.

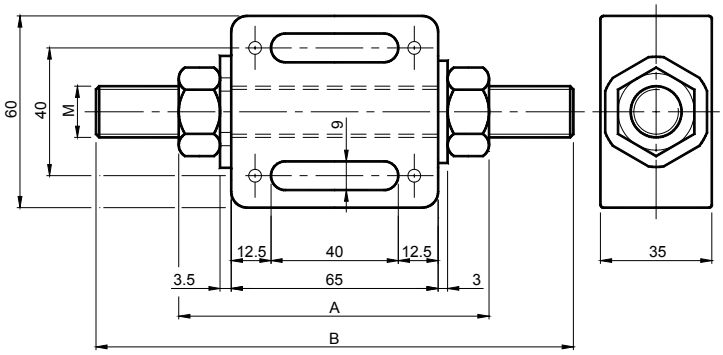

材料 主体为铝制，堵盖、螺纹棒及螺帽均为钢制。
处理 喷砂铝，局部为镀锌钢。
应用 手动挤压组件。

MATERIALS *Body made of aluminium, stoppers, threaded rod and nuts made of steel.*
TREATMENTS *Sandblasted aluminium. Components made of galvanized steel.*
USE *Manual pressure unit.*

型号 *Type*	编号 N°	A	B	M	重量 *Weight* in Kg
GRT M10 150	TB050000	87.5	150	M10	0.35
GRT M12 150	TB050005	91.5	150	M12	0.40
GRT M14 160	TB050010	93.5	160	M14	0.45
GRT M16 160	TB050015	97.5	160	M16	0.55
GRT M18 180	TB050020	101.5	180	M18	0.65
GRT M20 200	TB050025	103.5	200	M20	0.75

若有要求，可订与产品目录中所列的螺纹棒“B”长度不同的组件。
On demand You can order units with lengths of the threaded rod “B” different from those ones indicated on catalogue.

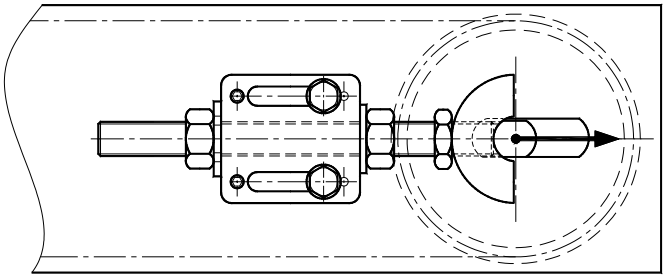

应用实例
Application example

ASSO 弹簧式从动轴张紧组件 - 型号: GRAF / *ASSO Spring return units - Type: GRAF*

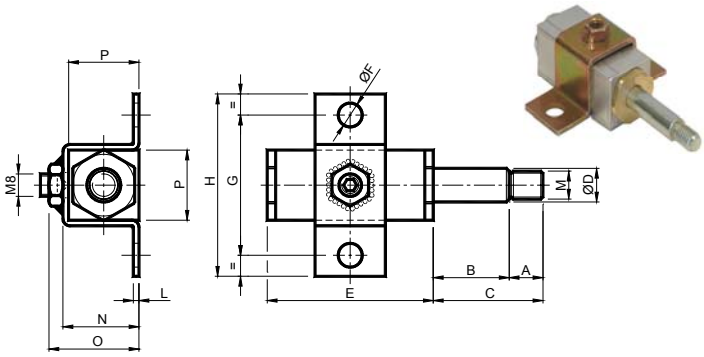

材料 主体为铝制，夹具、圆柱、堵盖及弹簧均为钢制。滑动堵盖为黄铜制。

处理 光滑铝。局部为镀锌钢。粗加工螺钉涂油。

自动挤压组件。

应用 自动从动轴张紧组件，通过压力式夹具及安全榫钉固定。

MATERIALS *Body made of aluminium. Clamp, column, stopper and spring made of steel. Sliding stopper made of brass.*
TREATMENTS *Smooth aluminium. Components made of galvanized steel. Greased raw spring.*
Automatic pressure unit.
USE *Automatic pressure unit with fastening through pressure clamp and security dowel.*

型号 *Type*	编号 N°	A	B	C	D	E	F	G	H	L	M	N	O	P	Newton	重量 *Weight* in Kg
GRAF1 M 8	TB050100	12	27	39	12	59	8.5	50	65	2	M 8	27	32	25	0-140	0.17
GRAF1 M10	TB050105	12	27	39	12	59	8.5	50	65	2	M10	27	32	25	0-140	0.17
GRAF1 M12	TB050110	12	27	39	12	59	8.5	50	65	2	M12	27	32	25	0-140	0.17
GRAF2 M 8	TB050115	15	35	50	12	73	11	60	80	2.5	M 8	32.5	37.5	30	0-210	0.29
GRAF2 M10	TB050120	15	35	50	12	73	11	60	80	2.5	M10	32.5	37.5	30	0-210	0.29
GRAF2 M12	TB050125	15	35	50	12	73	11	60	80	2.5	M12	32.5	37.5	30	0-210	0.29
GRAF3 M10	TB050130	15	42	57	18	92.5	11	65	90	3	M10	38	43	35	0-400	0.53
GRAF3 M14	TB050135	15	42	57	18	92.5	11	65	90	3	M14	38	43	35	0-400	0.53
GRAF3 M16	TB050140	15	42	57	18	92.5	11	65	90	3	M16	38	43	35	0-400	0.53
GRAF3 M18	TB050145	15	42	57	18	92.5	11	65	90	3	M18	38	43	35	0-400	0.53

ASSO 弹簧式从动轴张紧组件 - 型号: GRAL / *ASSO Spring return units Type: GRAL*

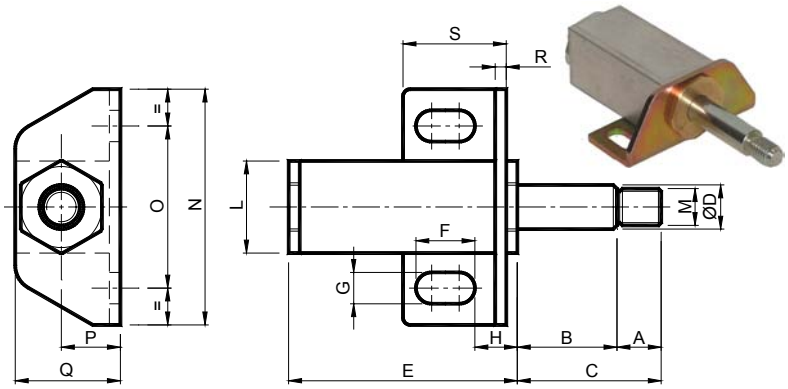

材料 主体为铝制，夹具、圆柱、盖及弹簧均为钢制。滑动堵盖为黄铜制。

处理 光滑铝。局部为镀锌钢。粗加工螺钉涂油。

自动挤压组件。

应用 自动从动轴张紧组件，通过“L”形夹具固定。

MATERIALS *Body made of aluminium. Clamp, column, stopper and spring made of steel. Sliding stopper made of brass.*
TREATMENTS *Smooth aluminium. Components made of galvanized steel. Greased raw spring.*
Automatic pressure unit.
USE *Automatic return unit with fastening through “L” pressure clamp.*

型号 *Type*	编号 N°	A	B	C	D	E	F	G	H	L	M	N	O	P	Q	R	S	Newton	重量 *Weight* in Kg
GRAL1 M 8	TB050200	12	27	39	12	62	16	8.5	11.5	25	M 8	64	44	15.5	28	3	28	0-140	0.19
GRAL1 M10	TB050205	12	27	39	12	62	16	8.5	11.5	25	M10	64	44	15.5	28	3	28	0-140	0.19
GRAL1 M12	TB050210	12	27	39	12	62	16	8.5	11.5	25	M12	64	44	15.5	28	3	28	0-140	0.19
GRAL2 M 8	TB050215	15	35	50	12	76	17.5	8.5	14	30	M 8	70	50	18	33	3	32	0-210	0.30
GRAL2 M10	TB050220	15	35	50	12	76	17.5	8.5	14	30	M10	70	50	18	33	3	32	0-210	0.30
GRAL2 M12	TB050225	15	35	50	12	76	17.5	8.5	14	30	M12	70	50	18	33	3	32	0-210	0.30
GRAL3 M10	TB050230	15	42	57	18	96.5	25	10.5	15	35	M10	85	60	21.5	39	4	42.5	0-400	0.55
GRAL3 M14	TB050235	15	42	57	18	96.5	25	10.5	15	35	M14	85	60	21.5	39	4	42.5	0-400	0.55
GRAL3 M16	TB050240	15	42	57	18	96.5	25	10.5	15	35	M16	85	60	21.5	39	4	42.5	0-400	0.55
GRAL3 M18	TB050245	15	42	57	18	96.5	25	10.5	15	35	M18	85	60	21.5	39	4	42.5	0-400	0.55

ASSO 手动从动轴张紧组件 - 型号: GRF / *ASSO Manual return shafts - Type: GRF*

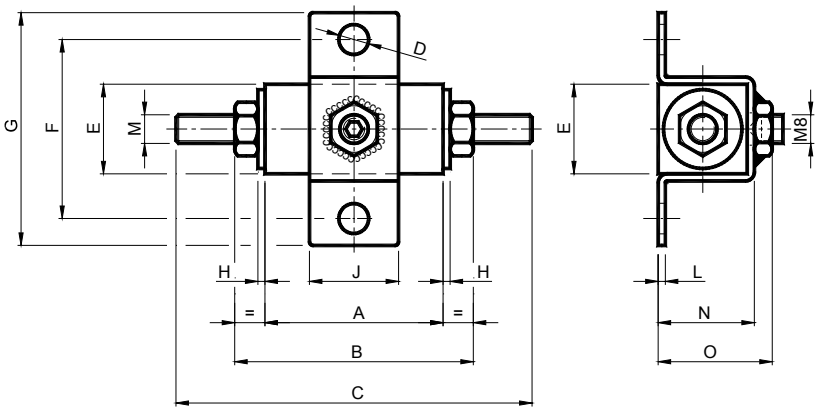

材料 主体为铝制，盖、螺纹棒及螺帽均为钢制。
处理 光滑铝。局部为镀锌钢。粗加工螺钉经喷油处理。自动挤压组件。
应用 自动挤压组件，通过压力式夹具及安全榫钉固定。

MATERIALS *Body made of aluminium. Clamp, stoppers, threaded rod and nuts made of steel.*
TREATMENTS *Smooth aluminium. Components made of galvanized steel.*
USE *Manual pressure unit with fastening through pressure clamp and security dowel.*

型号 / *Type*	编号 N°	A	B	C	D	E	F	G	J	H	L	M	N	O	重量 *Weight* in Kg
GRF1 40 M 8 110	TB050300	40	57	110	8.5	25	50	65	25	2	2	M 8	27	32	0.19
GRF1 40 M10 110	TB050305	40	60	110	8.5	25	50	65	25	2	2	M10	27	32	0.21
GRF1 40 M12 110	TB050310	40	64	110	8.5	25	50	65	25	2	2	M12	27	32	0.24
GRF1 50 M 8 120	TB050315	50	67	120	8.5	25	50	65	25	2	2	M 8	27	32	0.20
GRF1 50 M10 120	TB050320	50	70	120	8.5	25	50	65	25	2	2	M10	27	32	0.22
GRF1 50 M12 120	TB050325	50	74	120	8.5	25	50	65	25	2	2	M12	27	32	0.25
GRF1 60 M 8 130	TB050330	60	77	130	8.5	25	50	65	25	2	2	M 8	27	32	0.21
GRF1 60 M10 130	TB050335	60	80	130	8.5	25	50	65	25	2	2	M10	27	32	0.23
GRF1 60 M12 130	TB050340	60	84	130	8.5	25	50	65	25	2	2	M12	27	32	0.26
GRF2 45 M12 140	TB050345	45	71	140	11	30	60	80	30	3	2.5	M12	32.5	37.5	0.38
GRF2 45 M14 140	TB050350	45	73	140	11	30	60	80	30	3	2.5	M14	32.5	37.5	0.42
GRF2 45 M16 140	TB050355	45	77	140	11	30	60	80	30	3	2.5	M16	32.5	37.5	0.47
GRF2 55 M12 150	TB050360	55	81	150	11	30	60	80	30	3	2.5	M12	32.5	37.5	0.39
GRF2 55 M14 150	TB050365	55	83	150	11	30	60	80	30	3	2.5	M14	32.5	37.5	0.43
GRF2 55 M16 150	TB050370	55	87	150	11	30	60	80	30	3	2.5	M16	32.5	37.5	0.48
GRF2 65 M12 160	TB050375	65	91	160	11	30	60	80	30	3	2.5	M12	32.5	37.5	0.40
GRF2 65 M14 160	TB050380	65	93	160	11	30	60	80	30	3	2.5	M14	32.5	37.5	0.44
GRF2 65 M16 160	TB050385	65	97	160	11	30	60	80	30	3	2.5	M16	32.5	37.5	0.49
GRF3 50 M16 170	TB050390	50	82	170	11	35	65	90	35	3	3	M16	38	43	0.65
GRF3 50 M18 170	TB050395	50	86	170	11	35	65	90	35	3	3	M18	38	43	0.75
GRF3 50 M20 170	TB050400	50	88	170	11	35	65	90	35	3	3	M20	38	43	0.79
GRF3 60 M16 180	TB050405	60	92	180	11	35	65	90	35	3	3	M16	38	43	0.67
GRF3 60 M18 180	TB050410	60	96	180	11	35	65	90	35	3	3	M18	38	43	0.77
GRF3 60 M20 180	TB050415	60	98	180	11	35	65	90	35	3	3	M20	38	43	0.81
GRF3 70 M16 190	TB050420	70	102	190	11	35	65	90	35	3	3	M16	38	43	0.69
GRF3 70 M18 190	TB050425	70	106	190	11	35	65	90	35	3	3	M18	38	43	0.79
GRF3 70 M20 190	TB050430	70	108	190	11	35	65	90	35	3	3	M20	38	43	0.83

若有要求，可制订与产品目录中所列的 A - B - C 长度不同的组件。
On demand we can supply units with lengths A - B - C different from those ones indicated on catalogue.

ASSO 手动从动轴张紧组件 - 型号: GRL / *ASSO Manual return shafts - Type: GRL*

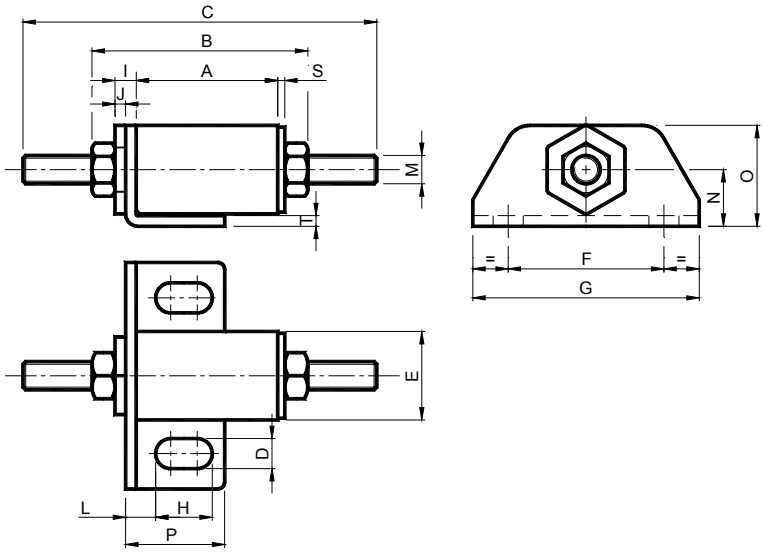

材料 主体为铝制，夹具、圆柱、螺纹棒和螺帽均为钢制。

处理 光滑铝。局部为镀锌钢。

应用 手动挤压组件，通过“L”形夹具固定。

MATERIALS *Body made of aluminium. Clamp, stoppers, threaded rod and nuts made of steel.*
TREATMENTS *Smooth aluminium. Components made of galvanized steel.*
USE *Manual pressure unit with fastening through the “L” clamp.*

型号 / *Type*	编号 N°	A	B	C	D	E	F	G	H	I	J	L	M	N	O	P	S	T	重量 *Weight* in Kg
GRL1 40 M 8 110	TB050450	40	61	110	8.5	25	44	64	16	6	3	8.5	M8	15.5	28	28	2	3	0.20
GRL1 40 M10 110	TB050455	40	64	110	8.5	25	44	64	16	6	3	8.5	M10	15.5	28	28	2	3	0.22
GRL1 40 M12 110	TB050460	40	68	110	8.5	25	44	64	16	6	3	8.5	M12	15.5	28	28	2	3	0.25
GRL1 50 M 8 120	TB050465	50	71	120	8.5	25	44	64	16	6	3	8.5	M8	15.5	28	28	2	3	0.21
GRL1 50 M10 120	TB050470	50	74	120	8.5	25	44	64	16	6	3	8.5	M10	15.5	28	28	2	3	0.23
GRL1 50 M12 120	TB050475	50	78	120	8.5	25	44	64	16	6	3	8.5	M12	15.5	28	28	2	3	0.26
GRL1 60 M 8 130	TB050480	60	81	130	8.5	25	44	64	16	6	3	8.5	M8	15.5	28	28	2	3	0.22
GRL1 60 M10 130	TB050485	60	84	130	8.5	25	44	64	16	6	3	8.5	M10	15.5	28	28	2	3	0.24
GRL1 60 M12 130	TB050490	60	88	130	8.5	25	44	64	16	6	3	8.5	M12	15.5	28	28	2	3	0.27
GRL2 45 M12 140	TB050495	45	74	140	8.5	30	50	70	17.5	6	3	11	M12	18	33	32	3	3	0.43
GRL2 45 M14 140	TB050500	45	76	140	8.5	30	50	70	17.5	6	3	11	M14	18	33	32	3	3	0.47
GRL2 45 M16 140	TB050505	45	80	140	8.5	30	50	70	17.5	6	3	11	M16	18	33	32	3	3	0.52
GRL2 55 M12 150	TB050510	55	84	150	8.5	30	50	70	17.5	6	3	11	M12	18	33	32	3	3	0.44
GRL2 55 M14 150	TB050515	55	86	150	8.5	30	50	70	17.5	6	3	11	M14	18	33	32	3	3	0.48
GRL2 55 M16 150	TB050520	55	90	150	8.5	30	50	70	17.5	6	3	11	M16	18	33	32	3	3	0.53
GRL2 65 M12 160	TB050525	65	94	160	8.5	30	50	70	17.5	6	3	11	M12	18	33	32	3	3	0.45
GRL2 65 M14 160	TB050530	65	96	160	8.5	30	50	70	17.5	6	3	11	M14	18	33	32	3	3	0.49
GRL2 65 M16 160	TB050535	65	100	160	8.5	30	50	70	17.5	6	3	11	M16	18	33	32	3	3	0.54
GRL3 50 M16 170	TB050540	50	86.5	170	10.5	35	60	85	25	7.5	3.5	12	M16	21.5	39	42.5	3	4	0.65
GRL3 50 M18 170	TB050545	50	90.5	170	10.5	35	60	85	25	7.5	3.5	12	M18	21.5	39	42.5	3	4	0.75
GRL3 50 M20 170	TB050550	50	92.5	170	10.5	35	60	85	25	7.5	3.5	12	M20	21.5	39	42.5	3	4	0.79
GRL3 60 M16 180	TB050555	60	96.5	180	10.5	35	60	85	25	7.5	3.5	12	M16	21.5	39	42.5	3	4	0.67
GRL3 60 M18 180	TB050560	60	100.5	180	10.5	35	60	85	25	7.5	3.5	12	M18	21.5	39	42.5	3	4	0.77
GRL3 60 M20 180	TB050565	60	102.5	180	10.5	35	60	85	25	7.5	3.5	12	M20	21.5	39	42.5	3	4	0.81
GRL3 70 M16 190	TB050570	70	106.5	190	10.5	35	60	85	25	7.5	3.5	12	M16	21.5	39	42.5	3	4	0.69
GRL3 70 M18 190	TB050575	70	110.5	190	10.5	35	60	85	25	7.5	3.5	12	M18	21.5	39	42.5	3	4	0.79
GRL3 70 M20 190	TB050580	70	112.5	190	10.5	35	60	85	25	7.5	3.5	12	M20	21.5	39	42.5	3	4	0.83

若有要求，可制订与产品目录中所列的 A - B - C 长度不同的组件。
On demand we can supply units with lengths A - B - C different from those ones indicated on catalogue.

ASSO 手动从动轴张紧组件 - 型号: GRS / *ASSO Manual return shafts - Type: GRS*

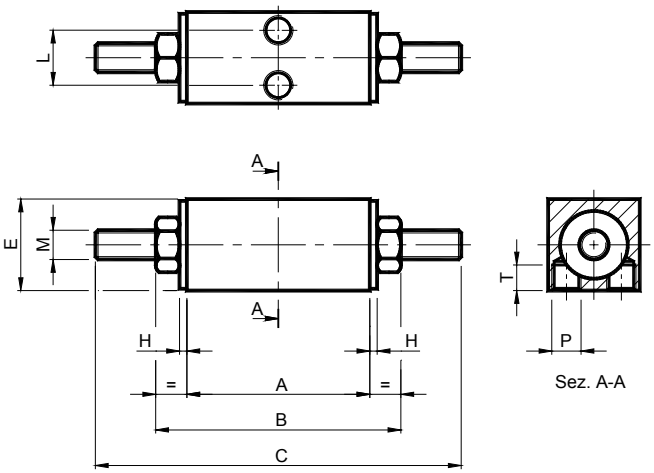

材料 主体为铝制，夹具、圆柱、螺纹棒和螺帽均为钢制。
处理 光滑铝。局部为镀锌钢。
应用 手动挤压组件，通过在主体上的螺纹孔而固定。

MATERIALS *Body made of aluminium. Stoppers, threaded rod and nuts made of steel.*
TREATMENTS *Smooth aluminium. Components made of galvanized steel.*
USE *Manual pressure unit with threaded holes made on the body for the fastening.*

型号 / *Type*	编号 N°	A	B	C	E	H	L	M	P	T	重量 *Weight* in Kg
GRS1 40 M 8 110	TB050585	40	57	110	25	2	15	M 8	M 8	7	0.14
GRS1 40 M10 110	TB050590	40	60	110	25	2	15	M10	M 8	7	0.16
GRS1 40 M12 110	TB050595	40	64	110	25	2	15	M12	M 8	7	0.19
GRS1 50 M 8 120	TB050600	50	67	120	25	2	15	M 8	M 8	7	0.15
GRS1 50 M10 120	TB050605	50	70	120	25	2	15	M10	M 8	7	0.17
GRS1 50 M12 120	TB050610	50	74	120	25	2	15	M12	M 8	7	0.20
GRS1 60 M 8 130	TB050615	60	77	130	25	2	15	M 8	M 8	7	0.16
GRS1 60 M10 130	TB050620	60	80	130	25	2	15	M10	M 8	7	0.18
GRS1 60 M12 130	TB050625	60	84	130	25	2	15	M12	M 8	7	0.21
GRS2 45 M12 140	TB050630	45	71	140	30	3	18	M12	M10	8	0.34
GRS2 45 M14 140	TB050635	45	73	140	30	3	18	M14	M10	8	0.38
GRS2 45 M16 140	TB050640	45	77	140	30	3	18	M16	M10	8	0.43
GRS2 55 M12 150	TB050645	55	81	150	30	3	18	M12	M10	8	0.35
GRS2 55 M14 150	TB050650	55	83	150	30	3	18	M14	M10	8	0.39
GRS2 55 M16 150	TB050655	55	87	150	30	3	18	M16	M10	8	0.44
GRS2 65 M12 160	TB050660	65	91	160	30	3	18	M12	M10	8	0.36
GRS2 65 M14 160	TB050665	65	93	160	30	3	18	M14	M10	8	0.40
GRS2 65 M16 160	TB050670	65	97	160	30	3	18	M16	M10	8	0.45
GRS3 50 M16 170	TB050675	50	82	170	35	3	21	M16	M12	9	0.54
GRS3 50 M18 170	TB050680	50	86	170	35	3	21	M18	M12	9	0.64
GRS3 50 M20 170	TB050685	50	88	170	35	3	21	M20	M12	9	0.68
GRS3 60 M16 180	TB050690	60	92	180	35	3	21	M16	M12	9	0.56
GRS3 60 M18 180	TB050695	60	96	180	35	3	21	M18	M12	9	0.66
GRS3 60 M20 180	TB050700	60	98	180	35	3	21	M20	M12	9	0.70
GRS3 70 M16 190	TB050705	70	102	190	35	3	21	M16	M12	9	0.58
GRS3 70 M18 190	TB050710	70	106	190	35	3	21	M18	M12	9	0.68
GRS3 70 M20 190	TB050715	7	108	190	35	3	21	M20	M12	9	0.72

若有要求，可制订与产品目录中所列的 A - B - C 长度不同的组件。
On demand we can supply units with lengths A - B - C different from those ones indicated on catalogue.

配套元件选择列表 / *KIT selection table*

轴直径[mm]	型号 – *Type* 固定轴 * / *Fixed shaft* *							螺钉 M 尺寸 *Size screw M*	型号 – *Type* 旋转轴 *Rotating shaft*	
	ML 第 83 页	**MR** 第 84 页	**MF** 第 85 页	**SFC** 第 86 页	**SFA** 第 86 页	**AFC** 第 87 页	**AFA** 第 87 页		**UCC** 第 88 页	**SCH** 第 88 页
20	ML 20 M 8	MR 20 M 8		SFC 20-4	SFA 20-4	AFC 20	AFA 20	M8		
20	ML 20 M10	MR 20 M10	F10 20 M10	SFC 20-6	SFA 20-6			M10		
20	ML 20 M12	MR 20 M12	F10 20 M12					M12		
20			F10 20 M14					M14		
20			F11 20 M14					M14		
20			F11 20 M16					M16	UCC 20 M16	SCH 20 M16
20			F11 20 M18					M18		
25	ML 25 M10	MR 25 M10	F10 25 M10	SFC 25-4	SFA 25-4	AFC 25	AFA 25	M10		
25	ML 25 M12	MR 25 M12	F10 25 M12	SFC 25-6	SFA 25-6			M12		
25			F10 25 M14					M14		
25			F11 25 M14					M14		
25			F11 25 M16					M16	UCC 25 M16	SCH 25 M16
25			F11 25 M18					M18		
30	ML 30 M12	MR 30 M12	F11 30 M12	SFC 30-4	SFA 30-4	AFC 30	AFA 30	M12		
30	ML 30 M14	MR 30 M14	F11 30 M14	SFC 30-6	SFA 30-6			M14		
30	ML 30 M16	MR 30 M16	F11 30 M16					M16		
30			F11 30 M18					M18	UCC 30 M18	SCH 30 M18
35	ML 35 M12	MR 35 M12	F11 35 M12	SFC 35-4	SFA 35-4	AFC 35	AFA 35	M12		
35	ML 35 M14	MR 35 M14	F11 35 M14	SFC 35-6	SFA 35-6			M14		
35	ML 35 M16	MR 35 M16	F11 35 M16					M16		
35			F11 35 M18					M18	UCC 35 M18	SCH 35 M18
40	ML 40 M16	MR 40 M16	F13 40 M16	SFC 40-4	SFA 40-4	AFC 40	AFA 40	M16		
40	ML 40 M18	MR 40 M18	F13 40 M18	SFC 40-6	SFA 40-6			M18	UCC 40 M18	SCH 40 M18
40	ML 40 M20	MR 40 M20	F13 40 M20					M20		
40			F13 40 M24					M24		
45			F13 45 M20					M20		
45			F13 45 M24					M24		

* 运动机制，在固定轴上安装，“一般来讲扣链链轮、齿轮、滑轮、轮毂”应在轴承上以空转形式安装。

* *The mechanisms, assembled on the shaft drive, "sprockets, gears, pulleys, hubs generally" must be mounted freely on bearings.*

用于从动轴张紧组件的配套元件 / *Kit for return units*

半月形 – 型号: **ML**
*Semi-circular block – Type: **ML***

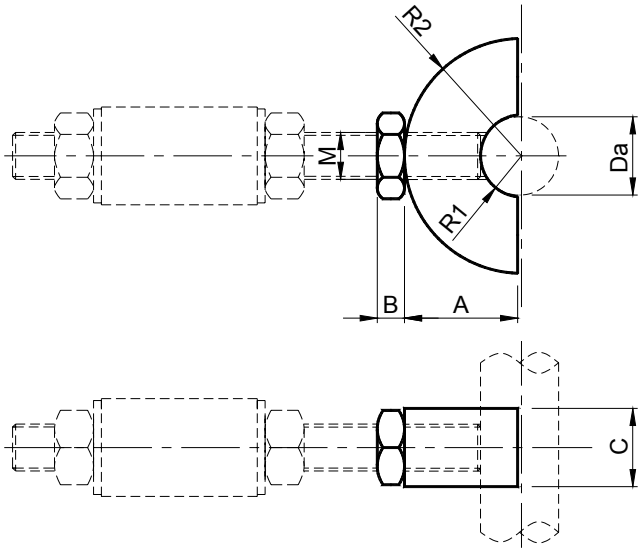

材料 "半月形"为塑料制。螺帽为镀锌钢制。

应用 适用于固定从动轴的张紧。

工作温度 ≤70°C.

MATERIALS *"Semi-circular sliding block" made of plastic material.*
Nut made of zinc plated steel.
USE *Suitable to tension fixed return shafts. Operating temperature ≤70°C.*

型号 / *Type*	编号 N°	Da	R1	R2	M	A	B	C	重量 *Weight* in Kg
ML 20 M8	TB002200	20	10.5	30	M8	29	5	20	0.03
ML 25 M8	TB002202	25	13	30	M8	29	5	20	0.03
ML 20 M10	TB002204	20	10.5	30	M10	29	6	20	0.03
ML 25 M10	TB002206	25	13	30	M10	29	6	20	0.03
ML 20 M12	TB002208	20	10.5	30	M12	29	7	20	0.03
ML 25 M12	TB002210	25	13	30	M12	29	7	20	0.03
ML 30 M12	TB002212	30	16	30	M12	29	7	25	0.04
ML 35 M12	TB002214	35	18.5	37.5	M12	36.5	7	25	0.04
ML 30 M14	TB002216	30	16	37.5	M14	36.5	8	25	0.04
ML 35 M14	TB002218	35	18.5	37.5	M14	36.5	8	25	0.04
ML 30 M16	TB002220	30	16	37.5	M16	36.5	8	25	0.04
ML 35 M16	TB002222	35	18.5	37.5	M16	36.5	8	25	0.04
ML 40 M16	TB002224	40	21	37.5	M16	36.5	8	30	0.05
ML 40 M18	TB002226	40	21	37.5	M18	36.5	9	30	0.05
ML 40 M20	TB002228	40	21	37.5	M20	36.5	9	30	0.05

用于从动轴张紧组件的配套元件 / *Kit for return units*

滑轮 – 型号: **MR**

*Wheel – Type: **MR***

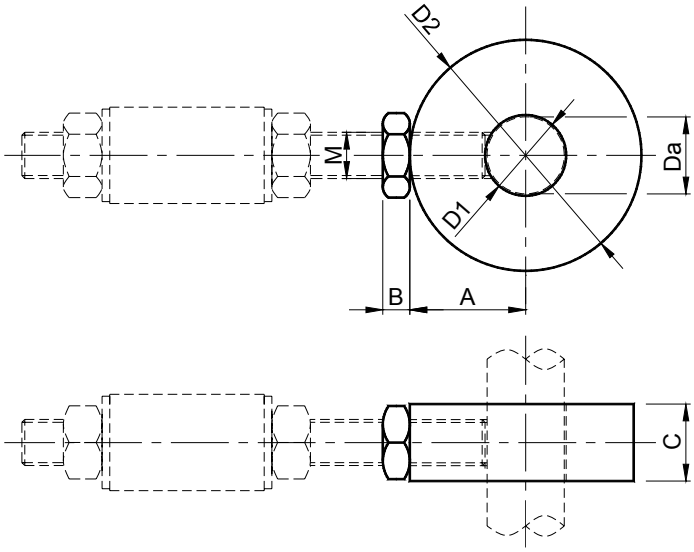

材料 “滑轮”为塑料制。螺帽为镀锌钢制。

应用 适用于固定从动轴的张紧。

工作温度 ≤70°C.

MATERIALS *“Semi-circular sliding block” made of plastic material.*
Nut made of zinc plated steel.

USE *Suitable to tension fixed return shafts.*
Operating temperature ≤70°C.

型号 / *Type*	编号 N°	Da	D1	D2	M	A	B	C	重量 *Weight* in Kg
MR 20 M8	TB002250	20	21	60	M 8	30	5	20	0.05
MR 25 M8	TB002252	25	26	60	M 8	30	5	20	0.05
MR 20 M10	TB002254	20	21	60	M10	30	6	20	0.05
MR 25 M10	TB002256	25	26	60	M10	30	6	20	0.05
MR 20 M12	TB002258	20	21	60	M12	30	7	20	0.05
MR 25 M12	TB002260	25	26	60	M12	30	7	20	0.05
MR 30 M12	TB002262	30	31	60	M12	30	7	25	0.06
MR 35 M12	TB002264	35	36	75	M12	37.5	7	25	0.08
MR 30 M14	TB002266	30	31	60	M14	30	8	25	0.06
MR 35 M14	TB002268	35	36	75	M14	37.5	8	25	0.08
MR 30 M16	TB002270	30	31	60	M16	30	8	25	0.06
MR 35 M16	TB002272	35	36	75	M16	37.5	8	25	0.08
MR 40 M16	TB002274	40	41	75	M16	37.5	8	30	0.10
MR 40 M18	TB002276	40	41	75	M18	37.5	9	30	0.10
MR 40 M20	TB002278	40	41	75	M20	37.5	9	30	0.10

用于从动轴张紧组件的配套元件 / *Kit for return units*

支架 – 型号: **MF**
*Fork – Type: **MF***

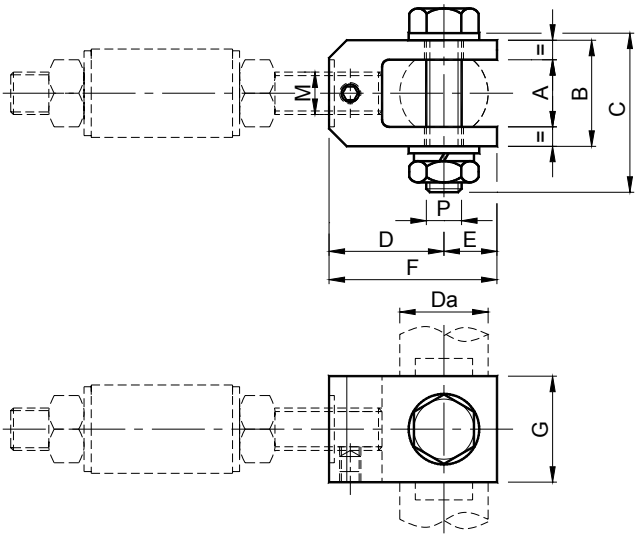

材料 “支架”为铝制。螺钉螺帽为钢制。

处理 喷砂铝。螺钉螺帽镀锌。

应用 适用于固定从动轴的张紧。

轴应磨平穿孔。

工作温度 ≤70°C.

MATERIALS *“Fork” made of aluminium. Bolts and nuts made of steel.*
TREATMENTS *Sandblasted Aluminium. Galvanized bolts and nuts.*
USE *Suitable to tension fixed return shafts. The return shaft must be flattened and bored. Operating temperature ≤100°C.*

型号 / *Type*	编号 N°	Da	A	B	C	D	E	F	G	M	P	重量 *Weight* in Kg
MF10 20 M10	TB002300	20	19	30	45	32.5	15	47.5	30	M10	M10	0.14
MF10 20 M12	TB002302	20	19	30	45	32.5	15	47.5	30	M12	M10	0.14
MF10 20 M14	TB002304	20	19	30	45	32.5	15	47.5	30	M14	M10	0.14
MF11 20 M14	TB002306	20	19	35	50	32.5	15	47.5	30	M14	M10	0.18
MF11 20 M16	TB002308	20	19	35	50	32.5	15	47.5	30	M16	M10	0.18
MF11 20 M18	TB002310	20	19	35	50	32.5	15	47.5	30	M18	M10	0.18
MF10 25 M10	TB002312	25	19	30	45	32.5	15	47.5	30	M10	M10	0.14
MF10 25 M12	TB002314	25	19	30	45	32.5	15	47.5	30	M12	M10	0.14
MF10 25 M14	TB002316	25	19	30	45	32.5	15	47.5	30	M14	M10	0.14
MF11 25 M14	TB002318	25	19	35	50	32.5	15	47.5	30	M14	M10	0.18
MF11 25 M16	TB002320	25	19	35	50	32.5	15	47.5	30	M16	M10	0.18
MF11 25 M18	TB002322	25	19	35	50	32.5	15	47.5	30	M18	M10	0.18
MF11 30 M12	TB002324	30	19	35	50	32.5	15	47.5	30	M12	M10	0.18
MF11 30 M14	TB002326	30	19	35	50	32.5	15	47.5	30	M14	M10	0.18
MF11 30 M16	TB002328	30	19	35	50	32.5	15	47.5	30	M16	M10	0.18
MF11 30 M18	TB002330	30	19	35	50	32.5	15	47.5	30	M18	M10	0.18
MF11 35 M12	TB002332	35	19	35	50	37.5	15	52.5	30	M12	M10	0.18
MF11 35 M14	TB002334	35	19	35	50	37.5	15	52.5	30	M14	M10	0.18
MF11 35 M16	TB002336	35	19	35	50	37.5	15	52.5	30	M16	M10	0.18
MF11 35 M18	TB002338	35	19	35	50	37.5	15	52.5	30	M18	M10	0.18
MF13 40 M16	TB002340	40	37	55	75	40	20	60	30	M16	M10	0.24
MF13 40 M18	TB002342	40	37	55	75	40	20	60	30	M18	M10	0.24
MF13 40 M20	TB002344	40	37	55	75	40	20	60	30	M20	M10	0.24
MF13 40 M24	TB002346	40	37	55	75	40	20	60	30	M24	M10	0.24
MF13 45 M20	TB002348	45	37	55	75	40	20	60	30	M20	M10	0.24
MF13 45 M24	TB002350	45	37	55	75	40	20	60	30	M24	M10	0.24

TEN BLOC 从动轴张紧组件
TEN BLOC RETURN UNITS

TECNIDEA CIDUE 泰尼达 S.r.l.

用于从**动轴张紧组件**的配套元件 / ***Kit for return units***

封孔支撑 – 型号: **SFC**
Support closed hole – Type: ***SFC***

开孔支撑 – 型号: **SFA**
Support open hole – Type: ***SFA***

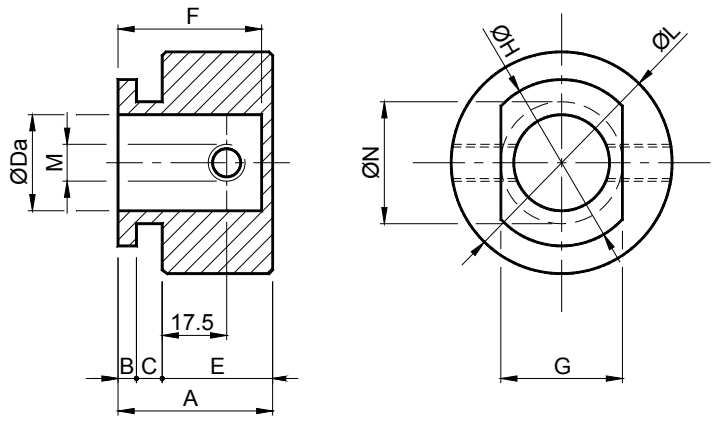

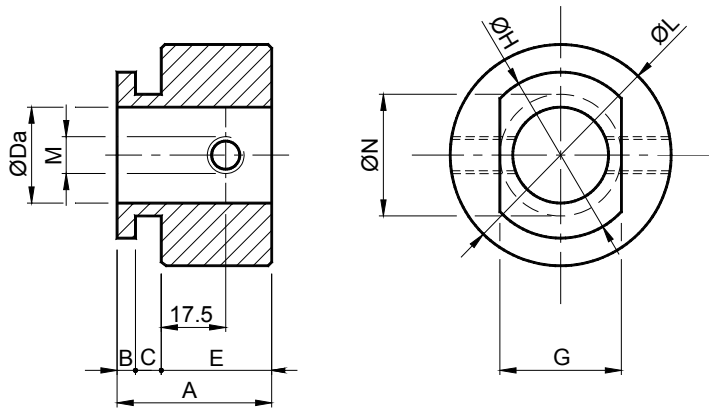

材料 黑色聚酰胺 / ***MATERIALS*** *Black polyamide*

应用 适用于固定从动轴的张紧。

USE *Suitable to tension fixed return shafts*

型号/Type SFC	编号 N°	Da	A	B	C	E	F	G	H	L	M	N	重量 *Weight*	型号/Type SFA	编号 N°
SFC 20-4	TB002380	20	42	8	4	30	39	33	45	60	M10	33	0.09	**SFA 20-4**	TB002410
SFC 25-4	TB002382	25	42	8	4	30	39	33	45	60	M10	33	0.09	**SFA 25-4**	TB002412
SFC 30-4	TB002384	30	42	8	4	30	39	42	55	70	M10	42	0.11	**SFA 30-4**	TB002414
SFC 35-4	TB002386	35	42	8	4	30	39	42	55	70	M10	42	0.11	**SFA 35-4**	TB002416
SFC 40-4	TB002388	40	42	8	4	30	39	55	75	85	M10	55	0.17	**SFA 40-4**	TB002418
SFC 20-6	TB002390	20	42	6	6	30	39	33	45	60	M10	33	0.09	**SFA 20-6**	TB002420
SFC 25-6	TB002392	25	42	6	6	30	39	33	45	60	M10	33	0.09	**SFA 25-6**	TB002422
SFC 30-6	TB002394	30	42	6	6	30	39	42	55	70	M10	42	0.11	**SFA 30-6**	TB002424
SFC 35-6	TB002396	35	42	6	6	30	39	42	55	70	M10	42	0.11	**SFA 35-6**	TB002426
SFC 40-6	TB002398	40	42	6	6	30	39	55	75	85	M10	55	0.17	**SFA 40-6**	TB002428

配件安装指示: / *Kit mounting instruction*:

自动从动轴张紧组件在输送机侧面外部使用在圆柱上安装的配件定位 (图 1)。配件在孔内部，将其轴与输送机垂直定位。在插入后，所有组件均旋转 90°而固定 (图 2)。

The automatic return must be positioned on the external side of the conveyor with the support kit installed on the column (Fig.1). The kit must be positioned inside the slot with the axis perpendicular to the conveyor. After the insertion, the whole unit must be rotated of 90° to lock it (Fig.2).

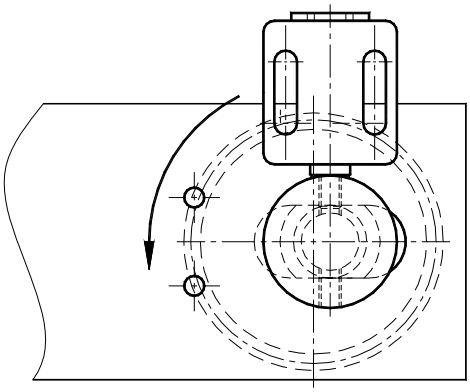

图 1

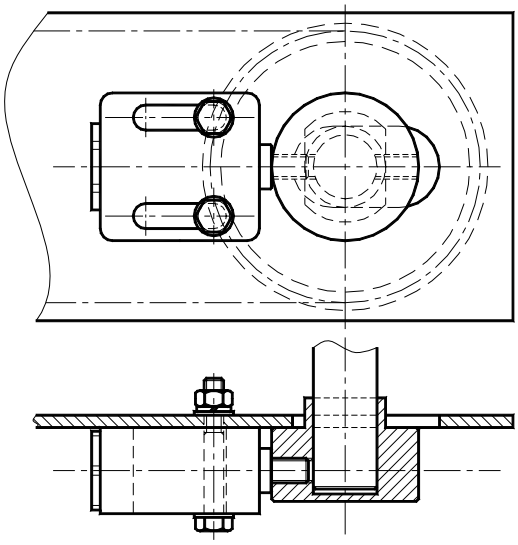

图 2



用于从动轴张紧组件的配套元件/ *Kit for return units*

封孔套环 – 型号: **AFC**
Ring closed hole – Type: ***AFC***

开孔套环 – 型号: **AFA**
Ring open hole – Type: ***AFA***

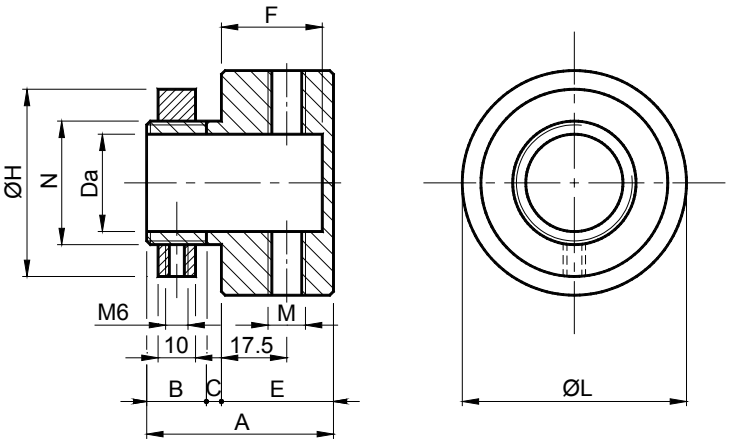

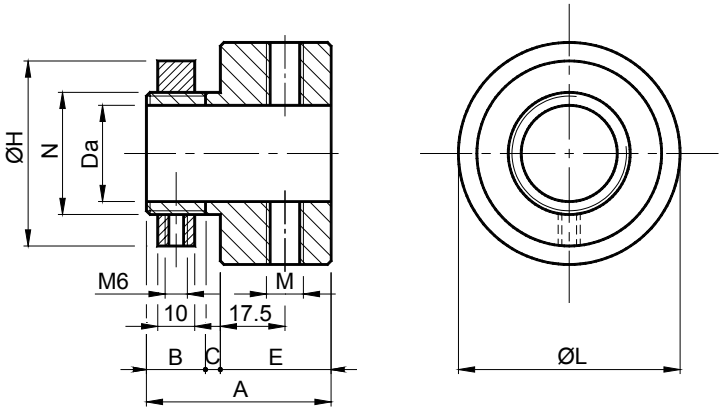

材料 支撑为黑色聚酰胺。套环为钢制。

应用 适用于固定从动轴的张紧。 工作温度≤70°C。

MATERIALS *Support made of Black polyamide. Ring made of steel.*
USE *Suitable to tension fixed return shafts. Operating temperature ≤70°C.*

型号/Type AFC	编号 N°	Da	A	B	C	E	F	H	L	M	N	重量 *Weight*	型号/Type AFA	编号 N°
AFC 20	TB002440	20	50	16	4	30	27	50	60	M10	M36	0.18	**AFA 20**	TB002460
AFC 25	TB002442	25	50	16	4	30	27	50	60	M10	M36	0.18	**AFA 25**	TB002462
AFC 30	TB002444	30	50	16	4	30	27	60	70	M10	M42	0.24	**AFA 30**	TB002464
AFC 35	TB002446	35	50	16	4	30	27	60	70	M10	M42	0.24	**AFA 35**	TB002466

可能的不同安装: / *Possible installation changes:*

图 1 螺纹连接
Threaded connection

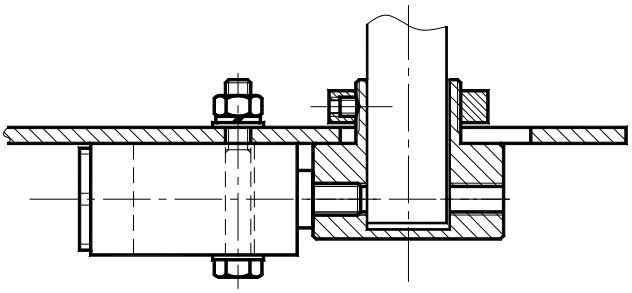

图 2 自由孔连接
Connection on hole

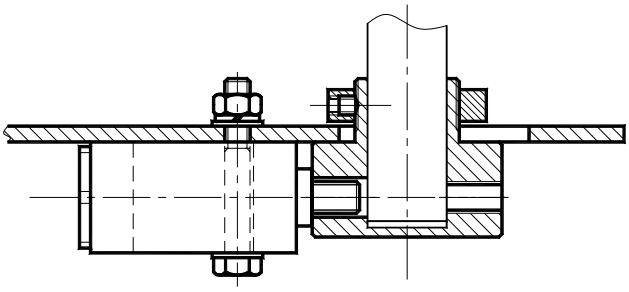

用于从动轴张紧组件的配套元件 / *Kit for return units*

支撑 – 型号: **UCC** / *Support – Type:* ***UCC***

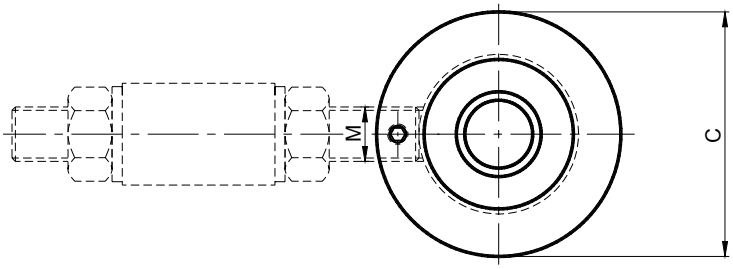

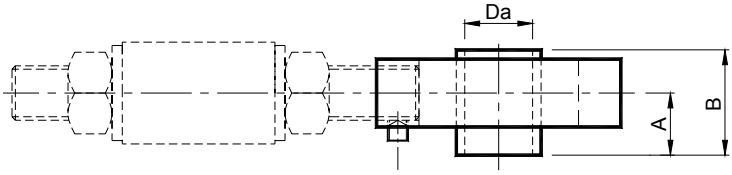

材料 UCC 型圆筒形支撑为钢制。
应用 适用于旋转从动轴的张紧。
工作温度 ≤100°C。

MATERIALS *cylindrical support type UCC made of steel.*
USE *Suitable to tension rotating return shafts.*
Operating temperature ≤100°C.

型号 / *Type*	编号 N°	Da	M	A	B	C	重量 *Weight* in Kg
UCC 20 M16	TB002480	20	M16	18.3	31	72	0.49
UCC 25 M16	TB002482	25	M16	19.7	34	80	0.65
UCC 30 M18	TB002484	30	M18	22.2	38.1	85	0.82
UCC 35 M18	TB002486	35	M18	25.4	42.9	90	0.93
UCC 40 M18	TB002488	40	M18	30.2	49.2	100	1.20

支撑– 型号: **SCH** / *Support – Type:* ***SCH***

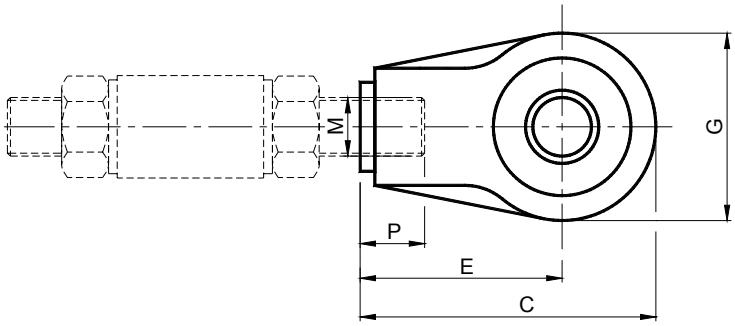

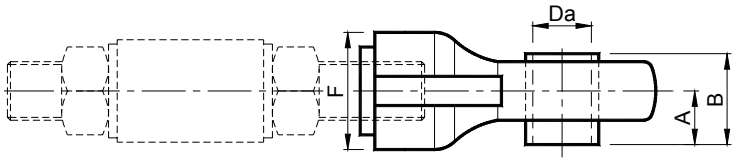

材料 SCH 型圆筒形支撑为钢制。
应用 适用于旋转从动轴的张紧。
工作温度 ≤100°C。

MATERIALS *cylindrical support type SCH made of steel.*
USE *Suitable to tension rotating return shafts.*
Operating temperature ≤100°C.

型号 / *Type*	编号 N°	Da	A	B	C	E	F	G	M	P	重量 *Weight*
SCH 20 M16	TB002500	20	18.3	31	101	69	40	64	M16	24	0.50
SCH 25 M16	TB002502	25	19.7	34	104	69	40	70	M16	24	0.74
SCH 30 M18	TB002504	30	22.2	38.1	109	69	40	80	M18	24	0.91
SCH 35 M18	TB002506	35	25.4	42.9	121	75	40	92	M18	24	1.20
SCH 40 M18	TB002508	40	30.2	49.2	126	78	40	96	M18	24	1.40

TC2

Volume 1

TECNIDEA CIDUE S.r.l.
Via Apollo XI, 12 (trav. Via Cavrara)
37057 S. Giovanni Lupatoto – Verona – Italy
tel. 0039 (0)45 8750250 – fax 0039 (0)45 8750288
www.tecnideacidue.com
e-mail: sales@tecnideacidue.com

ideas ideas ideas

Tecnidea Cidue Worldwide

Austria – Belgium – Bulgaria – Czech republic – Denmark
Finland – France – Germany – Greece – Hungary
Ireland – Italy – Latvia – Lithuania – Malta – Netherlands
Norway – Poland – Portugal – Romania – Slovakia
Slovenia – Spain – Sweden – Switzerland – Ukraine
United Kingdom – Argentina – Australia – Brasil
Canada – China – Chile – India – Indonesia – Iran – Israel
Japan – Jordan – South Korea – Mexico – New Zeeland
Peru – Philippines – Russia – Singapore – Taiwan
Thailand – Tunisia – Turkey – U.S.A.

CERTIFIED QUALITY MANAGEMENT SYSTEM ISO 9001:2008 SINCERT DNV