CHAIN – *CATENA* DIN 8187		Type – *Tipo*						Size *Taglia*	Type - Tipo		BELT
		XVR	XOV	XRO	XZN	AZN	XZK		XRP	XRU	*Max belt width Largh. max. cinghia*
ISO	Pitch *Passo*	Pag. D-5	Pag. D-5	Pag. D-6	Pag. D-7	Pag. D-7	Pag. D-8		Pag. D-9	Pag. D-9	
05-B1	8mm	XVR 10-0S		XRO 10-0S				**10**	XRP 1	XRU 1	30
06-B1	3/8“x7/32“	XVR 10-1S	XOV 10-1S	XRO 10-1S				**10**			
06-B1	3/8“x7/32“				XZN 20-1S	AZN 20-1S	XZK 20-1S	**20**			
06-B1	3/8“x7/32“				XZN 30-1S	AZN 30-1S	XZK 30-1S	**30**			
08-B1	1/2"x5/16“	XVR 20-2S	XOV 20-2S	XRO 20-2S				**20**	XRP 2/3	XRU 2/3	40
08-B1	1/2"x5/16“	XVR 30-2S	XOV 30-2S	XRO 30-2S	XZN 30-2S	AZN 30-2S	XZK 30-2S	**30**	XRP 2/3	XRU 2/3	40
10-B1	5/8“x3/8“	XVR 30-3S	XOV 30-3S	XRO 30-3S	XZN 30-3S	AZN 30-3S		**30**			
10-B1	5/8“x3/8“				XZN 40-3S	AZN 40-3S	XZK 40-3S	**40**	XRP 4	XRU 4	55
12-B1	3/4"x7/16“	XVR 30-4S	XOV 30-4S	XRO 30-4S				**30**			
12-B1	3/4"x7/16“	XVR 40-4S	XOV 40-4S	XRO 40-4S			XZK 40-4S	**40**			
16-B1	1“x17,02mm	XVR 40-5S		XRO 40-5S			XZK 40-5S	**40**			
05-B2	8mm	XVR 10-0D		XRO 10-0D				**10**			
06-B2	3/8“x7/32“	XVR 10-1D	XOV 10-1D	XRO 10-1D				**10**			
06-B2	3/8“x7/32“						XZK 20-1D	**20**			
06-B2	3/8“x7/32“						XZK 30-1D	**30**			
08-B2	1/2"x5/16“	XVR 20-2D	XOV 20-2D	XRO 20-2D				**20**			
08-B2	1/2"x5/16“	XVR 30-2D	XOV 30-2D	XRO 30-2D			XZK 30-2D	**30**			
10-B2	5/8“x3/8“	XVR 30-3D	XOV 30-3D	XRO 30-3D				**30**			
10-B2	5/8“x3/8“						XZK 40-3D	**40**			
12-B2	3/4"x7/16“	XVR 30-4D	XOV 30-4D	XRO 30-4D				**30**			
12-B2	3/4"x7/16“	XVR 40-4D	XOV 40-4D	XRO 40-4D			XZK 40-4D	**40**			
16-B2	1“x17,02mm	XVR 40-5D		XRO 40-5D			XZK 40-5D	**40**			
06-B3	3/8“x7/32“	XVR 20-1T		XRO 20-1T				**20**			
06-B3	3/8“x7/32“						XZK 30-1T	**30**			
08-B3	1/2"x5/16“	XVR 30-2T		XRO 30-2T				**30**			
08-B3	1/2"x5/16“						XZK 40-2T	**40**			
10-B3	5/8“x3/8“	XVR 40-3T		XRO 40-3T			XZK 40-3T	**40**			
12-B3	3/4"x7/16“	XVR 40-4T		XRO 40-4T			XZK 40-4T	**40**			
16-B3	1“x17,02mm	XVR 40-5T		XRO 40-5T				**40**			

Blue codes s on request / Codici in blu a richiesta

HOW TO USE THE HOLE J IN PX AND PX-R / *COME UTILIZZARE IL FORO J NEI PX E PX-R*

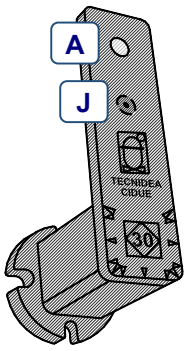

fig. 1

The tensioner is provided with the “A” hole only. The “J” hole is indicated with a reference mark.
Il tenditore si presenta con il solo foro A. Il foro J è indicato con un centrino.

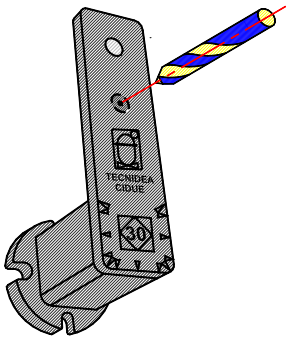

fig. 2

With a simple drilling operation on the reference mark You can make the J hole.
Con una semplice operazione di foratura in corrispondenza del centrino si realizza il foro J.



fig. 3

Once removed the plastic, the hole is ready to be used.
Rimossa la plastica dal foro J, il foro risulta subito utilizzabile.



fig. 4

The KIT assembly on the hole J is the same of the hole A.
Il montaggio del KIT sul foro J è il medesimo che per il foro A.

Idler Sprocket wheelseet – Type: **XZK** / Pignone tendicatena con cuscinetto – Tipo: **XZK**

MATERIALS The crown, bolts and nuts are made of stainless steel, 2RS stainless steel bearing.
USE Steel crown on standard stainless steel bearing.
Operating speed ≤ 60 m/min.
Operating temperature ≤100°C.

MATERIALI *Corona e bulloneria in acciaio inossidabile, cuscinetto 2RS in acciaio inox.*
IMPIEGO *Il pignone è costituito da una corona in acciaio, montata su cuscinetti unificati inox.*
Velocità di lavoro ≤60 m/min.
Temperatura di lavoro ≤100°C.

Type *Tipo*	S Cod. N°	D Cod. N°	T Cod. N°	Chain *Catena*	Size *Taglia*	A	ØE	H	I	L	M	ØP	W	Z	Weight *Peso* in [kg] S.	D.	T.
XZK 20-1	RE012310	RE012340		06-B	20	9	49,3	55	55		M10	45,81	5,3	15	0,13	0,23	
XZK 30-1	RE012310	RE012341	RE012370	06-B	30	9	49,3	55	60	70	M10	45,81	5,3	15	0,13	0,23	0,26
XZK 30-2	RE012314	RE012344		08-B	30	9	65,5	55	60		M10	61,09	7,2	15	0,21	0,37	
XZK 40-2			RE012374	08-B	40	12	65,5			80	M12	61,09	7,2	15			0,51
XZK 40-3	RE012318	RE012348	RE012377	10-B	40	12	83,0	80	80	80	M12	76,36	9,1	15	0,38	0,60	0,96
XZK 40-4	RE012321	RE012351	RE012381	12-B	40	12	99,8	80	80	90	M12	91,63	11,1	15	0,56	1,00	1,50
XZK 40-5	RE012325	RE012355		16-B	40	12	117,0	100	120		M12	106,12	16,2	13	1,00	1,90	

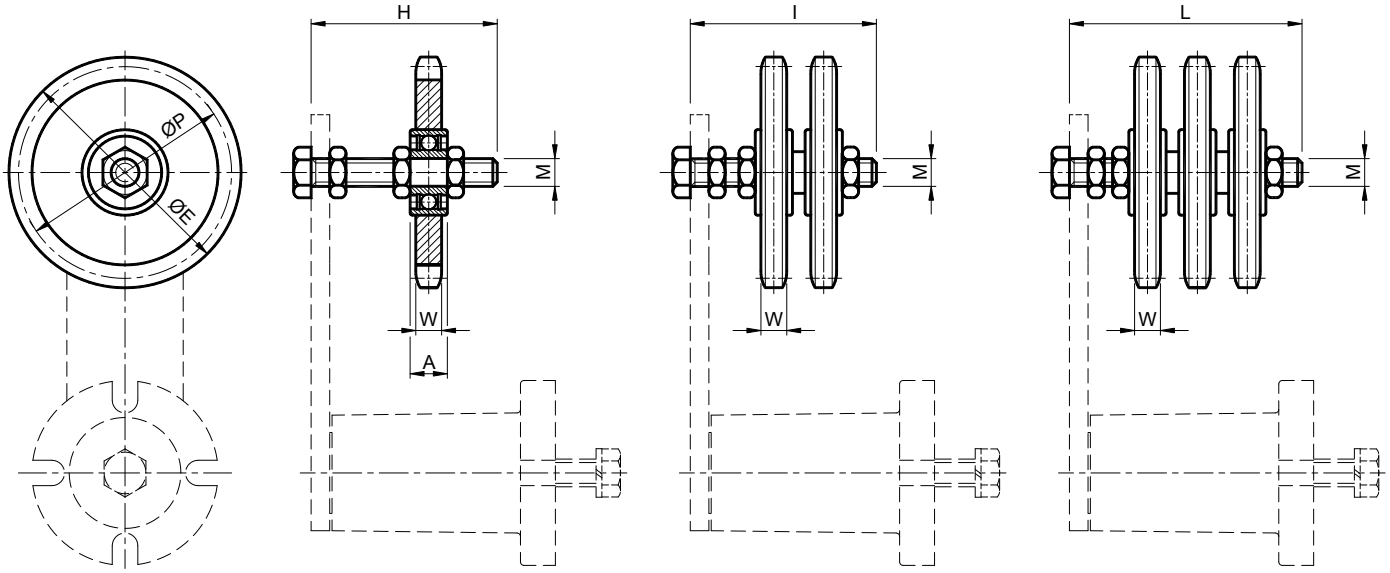

S. **D.** **T.**

APPLICATION EXAMPLES / *ESEMPI DI APPLICAZIONE*