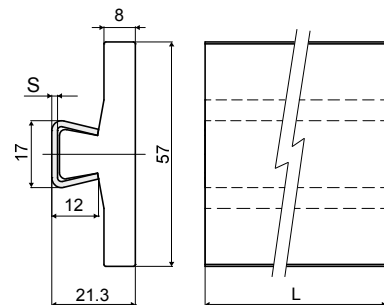
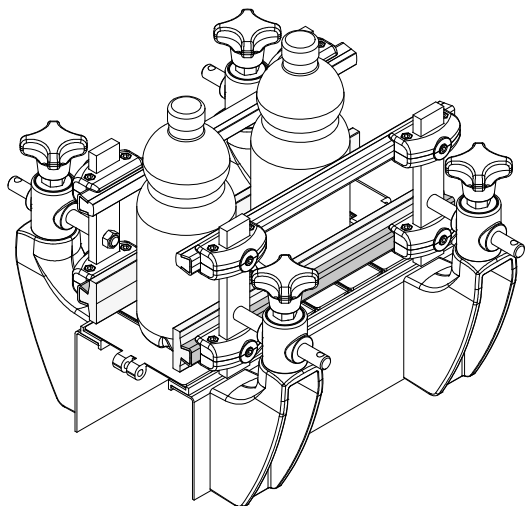


Side guide rail flat type (with metal profile) - Part. Q85
Guida laterale a profilo extrapiatto (con profilo metallico) - Part. Q85

Application example
Esempio di applicazione



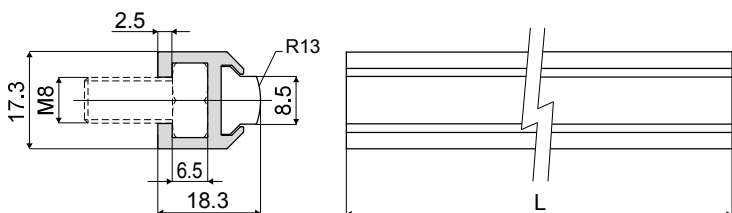
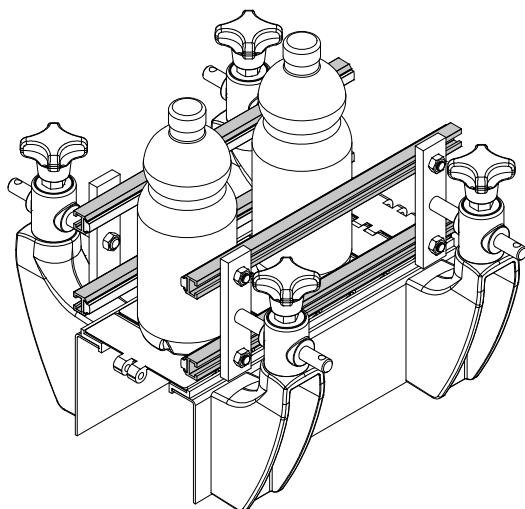
Type/Tipo	Code/Codice	S	L
Q85A	CPC00537	1,5	6 Mt.
Q85B	CPC00538	1,5	3 Mt.
Q85C	CPC00539	2	6 Mt.
Q85D	CPC00540	2	3 Mt.

UK MATERIALS: Plastic profile of HD polyethylene natural; metal profile in stainless steel AISI 304.
FEATURES: Supplied already assembled in lengths of 3 or 6 meters.

IT MATERIALI: Profilo guida in polietilene HD naturale; profilo metallico in acciaio inox AISI 304. **CARATTERISTICHE:** Fornito in barre da 3 o 6 Mt.

Guide rail (semicircular) - Part. Q38
Guida laterale (semi-tonda) - Part. Q38

Application example
Esempio di applicazione



Type/Tipo	Code/Codice	L
Q38A	CPC00541	3 Mt.
Q38B	CPC00542	6 Mt.

UK MATERIALS: Guide profile in UHMWPE white colour, metal profile in anodized aluminium.

IT MATERIALI: Profilo guida in polietilene UHMWPE colore bianco, profilo metallico in alluminio anodizzato.