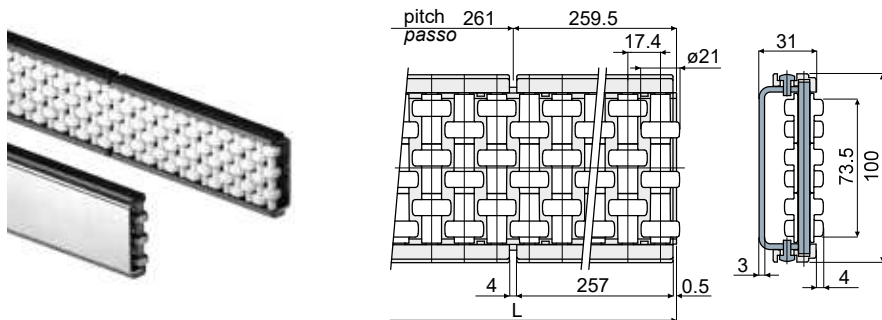
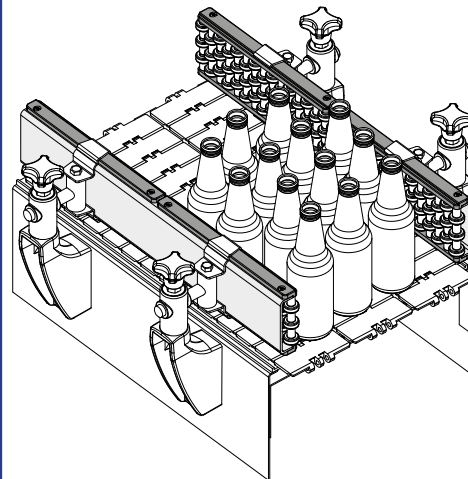


## Roller side guide with round rollers (triple type, rectilinear) - Part. C013 and CX013

### Guida laterale a rullini tondi (tre vie, rettilinea) - Part. C013 e CX013




Application example  
Esempio di applicazione




Metal profile in zinc plated steel  
Profilo metallico in acciaio zincato

Metal profile in stainless steel AISI 304  
Profilo metallico in acciaio inox AISI 304

Type/Tipo	Code/Codice	Type/Tipo	Code/Codice	L (mm)
C013A	CPB00552	CX013A	CPB00555	1041
C013B	CPB00553	CX013B	CPB00556	2058
C013C	CPB00554	CX013C	CPB00557	3129

 **MATERIALS:** Rollers in acetal white colour; modules in reinforced polyamide black colour; support pins in stainless steel; metal profile in zinc plated steel or stainless steel AISI 304.

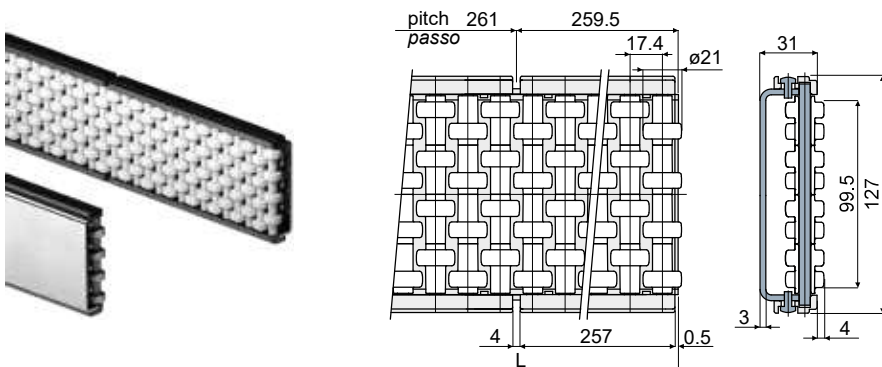
**FEATURES:** Supplied already assembled. To be used with the guide rail clamp Part.C21.

 **MATERIALI:** Rullini in resina acetilica colore bianco; moduli in poliammide rinforzata colore nero; perni di supporto in acciaio inox; profilo metallico in acciaio zincato o acciaio inox AISI 304.

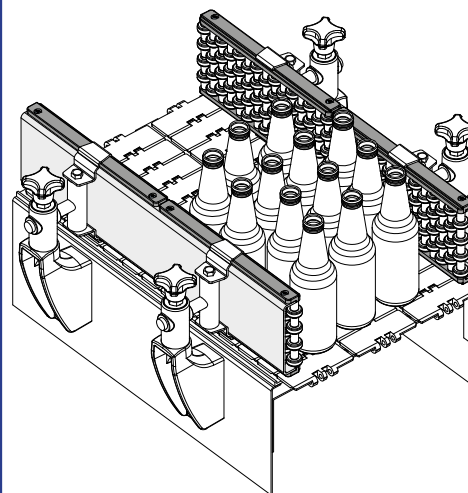
**CARATTERISTICHE:** Fornita assemblata. Da utilizzare con il morsetto portaguida Part.C21.

## Roller side guide with round rollers (quadruple type, rectilinear) - Part. C014 and CX014

### Guida laterale a rullini tondi (quattro vie, rettilinea) - Part. C014 e CX014




Application example  
Esempio di applicazione




Metal profile in zinc plated steel  
Profilo metallico in acciaio zincato

Metal profile in stainless steel AISI 304  
Profilo metallico in acciaio inox AISI 304

Type/Tipo	Code/Codice	Type/Tipo	Code/Codice	L (mm)
C014A	CPB00560	CX014A	CPB00563	1041
C014B	CPB00561	CX014B	CPB00564	2058
C014C	CPB00562	CX014C	CPB00565	3129

 **MATERIALS:** Rollers in acetal white colour; modules in reinforced polyamide black colour; support pins in stainless steel; metal profile in zinc plated steel or stainless steel AISI 304.

**FEATURES:** Supplied already assembled. To be used with the guide rail clamp Part.C21.

 **MATERIALI:** Rullini in resina acetilica colore bianco; moduli in poliammide rinforzata colore nero; perni di supporto in acciaio inox; profilo metallico in acciaio zincato o acciaio inox AISI 304.

**CARATTERISTICHE:** Fornita assemblata. Da utilizzare con il morsetto portaguida Part.C21.